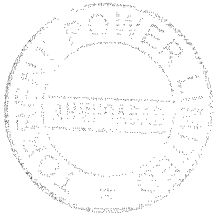


1. Name of Listed Entity :Torrent Power Limited
2. Scrip Code/Name of Scrip/Class of Security: TORNTPOWER
3. Share Holding Pattern Filed under: 31b
4. Share Holding Pattern as on : 30-Sep-2017
5. **Declaration:** The Listed entity is required to submit the following declaration to the extent of submission of information:-

| S. No. | Particulars | Yes/No | |
|--------|--|--------|--|
| 1 | Whether the Listed Entity has issued any partly paid up shares? | No | |
| 2 | Whether the Listed Entity has issued any Convertible Securities or Warrants? | No | |
| 3 | Whether the Listed Entity has any shares against which depository receipts are issued? | No | |
| 4 | Whether the Listed Entity has any shares in locked-in? | No | |
| 5 | Whether any shares held by promoters are pledge or otherwise encumbered? | No | |
| 6 | Whether the Listed Entity has issued any differential Voting Rights? | No | |



For TORRENT POWER LIMITED
[Signature]
 COMPANY SECRETARY

Table I - Summary Statement holding of specified securities

| Category (I) | Category of shareholder (II) | Nos. of shareholders (III) | No. of fully paid up equity shares held (IV) | No. of Partly paid-up equity shares held (V) | No. of shares underlying Depository Receipts (VI) | Total nos. shares held (VII) = (IV)+(V)+(VI) | Shareholding as a % of total no. of shares (calculated as per SCRR, 1957) (VIII) | Number of Voting Rights held in each class of securities | | | No. of Shares Underlying Outstanding convertible securities (including Warrants) (X) | Shareholding, as a % assuming full conversion of convertible securities (as a percentage of diluted share capital) (XI) = (VII)+(X) | Number of Locked in shares (XII) | | Number of Shares pledged or otherwise encumbered (XIII) | | Number of equity shares held in dematerialized form (XIV) | |
|--------------|--------------------------------|----------------------------|--|--|---|--|--|--|---------------------|-------------|--|---|----------------------------------|---------------------------------|---|---------------------------------|---|-------------------------|
| | | | | | | | | (IX) | | | | | No. (a) | As a % of total shares held (b) | No. (a) | As a % of total shares held (b) | | |
| | | | | | | | | As a % of (A+B+C2) | No of Voting Rights | | | | | | | | | Total as a % of (A+B+C) |
| | | | | | | | | | Class eg: X | Class eg: y | | | | | | | | |
| A | Promoter & Promoter Group | 4 | 257443318 | 0 | 0 | 257443318 | 53.57 | 257443318 | 0 | 257443318 | 53.57 | 0 | 0 | 0 | 0 | 257443318 | | |
| B | Public | 129010 | 223173466 | 0 | 0 | 223173466 | 46.43 | 223173466 | 0 | 223173466 | 46.43 | 0 | 0.00 | 0 | 0 | 206347055 | | |
| C | Non Promoter-Non Public | 0 | 0 | 0 | 0 | 0 | 0 | 0 | 0 | 0 | 0 | 0 | 0 | 0 | 0 | 0 | | |
| C1 | Shares underlying DRs | 0 | 0 | 0 | 0 | 0 | 0 | 0 | 0 | 0 | 0 | 0 | 0 | 0 | 0 | 0 | | |
| C2 | Shares held by Employee Trusts | 0 | 0 | 0 | 0 | 0 | 0 | 0 | 0 | 0 | 0 | 0 | 0 | 0 | 0 | 0 | | |
| | Total | 129014 | 480616784 | 0 | 0 | 480616784 | 100 | 480616784 | 0 | 480616784 | 100 | 0 | 0 | 0 | 0 | 463790373 | | |


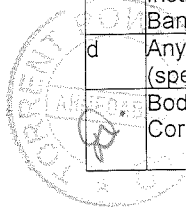


Table II - Statement showing shareholding pattern of the Promoter and Promoter Group

| | Category & Name of the Shareholders (I) | PAN (II) | No. of Shareholder (III) | No. of fully paid up equity shares held (IV) | Partly paid-up equity shares held (V) | Nos. of shares underlying Depository Receipts (VI) | Total nos. shares held (VII = IV+V+VI) | Shareholding % calculated as per SCRR, 1957 As a % of (A+B+C2) (VIII) | Number of Voting Rights held in each class of securities (IX) | | | No. of Shares Underlying outstanding convertible securities (including Warrants) (X) | Shareholding, as a % assuming full conversion of convertible securities (as a percentage of diluted share capital) (XI) = (VII)+(X) as a % of A+B+C2 | Number of Locked in shares (XII) | | Number of Shares pledged or otherwise encumbered (XIII) | | Number of equity shares held in dematerialized form (XIV) | |
|---|---|----------|--------------------------|--|---------------------------------------|--|--|---|---|---------|-----------|--|--|-------------------------------------|---------|---|---------|---|---------------------------------|
| | | | | | | | | | No of Voting Rights | | | | | Total as a % of Total voting rights | No. (a) | As a % of total shares held (b) | No. (a) | | As a % of total shares held (b) |
| | | | | | | | | | Class X | Class Y | Total | | | | | | | | |
| | | | | 0 | 0 | 0 | 0 | 0.00 | 0 | 0 | 0 | 0.00 | 0 | 0 | 0 | 0 | 0 | 0 | |
| 1 | Indian | | 3 | 21007 | 0 | 0 | 21007 | 0.00 | 21007 | 0 | 21007 | 0.00 | 0 | 0 | 0 | 0 | 0 | 21007 | |
| a | Individuals/ Hindu undivided Family | | | 8000 | 0 | 0 | 8000 | 0.00 | 8000 | 0 | 8000 | 0.00 | 0 | 0 | 0 | 0 | 0 | 8000 | |
| | JINAL SUDHIR MEHTA | | | 6125 | 0 | 0 | 6125 | 0.00 | 6125 | 0 | 6125 | 0.00 | 0 | 0 | 0 | 0 | 0 | 6125 | |
| | SAMIR UTTAMLAL MEHTA | | | 6882 | 0 | 0 | 6882 | 0.00 | 6882 | 0 | 6882 | 0.00 | 0 | 0 | 0 | 0 | 0 | 6882 | |
| | SUDHIR UTTAMLAL MEHTA | | | 0 | 0 | 0 | 0 | 0 | 0 | 0 | 0 | 0 | 0 | 0 | 0 | 0 | 0 | 0 | |
| b | Central Government/ State Government(s) | | | 0 | 0 | 0 | 0 | 0 | 0 | 0 | 0 | 0 | 0 | 0 | 0 | 0 | 0 | 0 | |
| c | Financial Institutions/ Banks | | | 0 | 0 | 0 | 0 | 0 | 0 | 0 | 0 | 0 | 0 | 0 | 0 | 0 | 0 | 0 | |
| d | Any Other (specify) | | 1 | 257422311 | 0 | 0 | 257422311 | 53.56 | 257422311 | 0 | 257422311 | 53.56 | 0 | 0 | 0 | 0 | 0 | 257422311 | |
| | Body Corporate | | 1 | 257422311 | 0 | 0 | 257422311 | 53.56 | 257422311 | 0 | 257422311 | 53.56 | 0 | 0 | 0 | 0 | 0 | 257422311 | |



| | Category & Name of the Shareholders (I) | PAN (II) | No. of Shareholder (III) | No. of fully paid up equity shares held (IV) | Partly paid-up equity shares held (V) | Nos. of shares underlying Depository Receipts (VI) | Total nos. shares held (VII = IV+V+VI) | Shareholding % calculated as per SCRR, 1957 As a % of (A+B+C2) (VIII) | Number of Voting Rights held in each class of securities (IX) | | | No. of Shares Underlying outstanding convertible securities (including Warrants) (X) | Shareholding, as a % assuming full conversion of convertible securities (as a percentage of diluted share capital) (XI) = (VII)+(X) as a % of A+B+C2 | Number of Locked in shares (XII) | | Number of Shares pledged or otherwise encumbered (XIII) | | Number of equity shares held in dematerialized form (XIV) | |
|---|--|----------|--------------------------|--|---------------------------------------|--|--|---|---|----------|------------------|--|--|-------------------------------------|----------|---|---------|---|---------------------------------|
| | | | | | | | | | No of Voting Rights | | | | | Total as a % of Total voting rights | No. (a) | As a % of total shares held (b) | No. (a) | | As a % of total shares held (b) |
| | | | | | | | | | Class X | Class Y | Total | | | | | | | | |
| | Torrent Private Limited | | | 257422311 | 0 | 0 | 257422311 | 53.56 | 257422311 | 0 | 257422311 | 53.56 | 0 | 53.56 | 0 | 0 | | 257422311 | |
| | Sub-Total (A)(1) | | 4 | 257443318 | 0 | 0 | 257443318 | 53.56 | 257443318 | 0 | 257443318 | 53.56 | 0 | 53.56 | 0 | 0 | | 257443318 | |
| 2 | Foreign | | 0 | 0 | 0 | 0 | 0 | 0 | 0 | 0 | 0 | 0 | 0 | 0 | 0 | 0 | | 0 | |
| a | Individuals (Non-Resident Individuals/ Foreign Individuals) | | 0 | 0 | 0 | 0 | 0 | 0 | 0 | 0 | 0 | 0 | 0 | 0 | 0 | 0 | | 0 | |
| b | Government | | 0 | 0 | 0 | 0 | 0 | 0 | 0 | 0 | 0 | 0 | 0 | 0 | 0 | 0 | | 0 | |
| c | Institutions | | 0 | 0 | 0 | 0 | 0 | 0 | 0 | 0 | 0 | 0 | 0 | 0 | 0 | 0 | | 0 | |
| d | Foreign Portfolio Investor | | 0 | 0 | 0 | 0 | 0 | 0 | 0 | 0 | 0 | 0 | 0 | 0 | 0 | 0 | | 0 | |
| e | Any Other (specify) | | 0 | 0 | 0 | 0 | 0 | 0 | 0 | 0 | 0 | 0 | 0 | 0 | 0 | 0 | | 0 | |
| | Sub-Total (A)(2) | | 0 | 0 | 0 | 0 | 0 | 0 | 0 | 0 | 0 | 0 | 0 | 0 | 0 | 0 | | 0 | |
| | Total Shareholding of Promoter and Promoter Group (A) = (A)(1)+(A)(2) | | 4 | 257443318 | 0 | 0 | 257443318 | 53.56 | 257443318 | 0 | 257443318 | 53.56 | 0 | 53.56 | 0 | 0 | | 257443318 | |

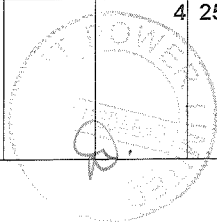




Table III - Statement showing shareholding pattern of the Public shareholder


| | Category & Name of the Shareholders (I) | PAN (II) | No. of Shareholder (III) | No. of fully paid up equity shares held (IV) | Partly paid-up equity shares held (V) | Nos. of shares underlying Depository Receipts (VI) | Total nos. shares held (VII = IV+V+VI) | Shareholding % calculated as per SCRR, 1957 As a % of (A+B+C2) (VIII) | Number of Voting Rights held in each class of securities (IX) | | | No. of Shares Underlying outstanding convertible securities (including Warrants) (X) | Total shareholding, as a % assuming full conversion of convertible securities (as a percentage of diluted share capital) (XI) | Number of Locked in shares (XII) | | Number of Shares pledged or otherwise encumbered (XIII) | | Number of equity shares held in dematerialized form (XIV) | |
|---|--|----------|--------------------------|--|---------------------------------------|--|--|---|---|---------|----------|--|---|-------------------------------------|---------|---|---------|---|---------------------------------|
| | | | | | | | | | No of Voting Rights | | | | | Total as a % of Total voting rights | No. (a) | As a % of total shares held (b) | No. (a) | | As a % of total shares held (b) |
| | | | | | | | | | Class X | Class Y | Total | | | | | | | | |
| 1 | Institutions | | 0 | 0 | 0 | 0 | 0 | 0 | 0 | 0 | 0 | 0 | 0 | 0 | 0 | 0 | 0 | 0 | 0 |
| a | Mutual Funds/ | | 52 | 34120180 | 0 | 0 | 34120180 | 7.10 | 34120180 | 0 | 34120180 | 7.10 | 0 | 7.10 | 0 | 0.00 | | | 34120065 |
| | AXIS MUTUAL FUND TRUSTEE LIMITED - A/C AXIS MUTUAL FUND A/C AXIS LONG TERM EQUITY FUND | | 1 | 13558474 | 0 | 0 | 13558474 | 2.82 | 13558474 | 0 | 13558474 | 2.82 | 0 | 2.82 | 0 | 0.00 | | | 13558474 |
| b | Venture Capital Funds | | 0 | 0 | 0 | 0 | 0 | 0 | 0 | 0 | 0 | 0 | 0 | 0 | 0 | 0 | 0 | 0 | 0 |
| c | Alternate Investment Funds | | 0 | 0 | 0 | 0 | 0 | 0 | 0 | 0 | 0 | 0 | 0 | 0 | 0 | 0 | 0 | 0 | 0 |
| d | Foreign Venture Capital Investors | | 0 | 0 | 0 | 0 | 0 | 0 | 0 | 0 | 0 | 0 | 0 | 0 | 0 | 0 | 0 | 0 | 0 |
| e | Foreign Portfolio Investors | | 114 | 30813402 | 0 | 0 | 30813402 | 6.41 | 30813402 | 0 | 30813402 | 6.41 | 0 | 6.41 | 0 | 0.00 | | | 30813402 |



| | Category & Name of the Shareholders (I) | PAN (II) | No. of Shareholder (III) | No. of fully paid up equity shares held (IV) | Partly paid-up equity shares held (V) | Nos. of shares underlying Depository Receipts (VI) | Total nos. shares held (VII = IV+V+VI) | Shareholding % calculated as per SCRR, 1957 As a % of (A+B+C2) (VIII) | Number of Voting Rights held in each class of securities (IX) | | | No. of Shares Underlying outstanding convertible securities (including Warrants) (X) | Total shareholding, as a % assuming full conversion of convertible securities (as a percentage of diluted share capital) (XI) | Number of Locked in shares (XII) | | Number of Shares pledged or otherwise encumbered (XIII) | | Number of equity shares held in dematerialized form (XIV) | |
|---|--|----------|--------------------------|--|---------------------------------------|--|--|---|---|---------|-----------|--|---|-------------------------------------|---------|---|---------|---|---------------------------------|
| | | | | | | | | | No of Voting Rights | | | | | Total as a % of Total voting rights | No. (a) | As a % of total shares held (b) | No. (a) | | As a % of total shares held (b) |
| | | | | | | | | | Class X | Class Y | Total | | | | | | | | |
| f | Financial Institutions/ Banks | | 54 | 47423170 | 0 | 0 | 47423170 | 9.87 | 47423170 | 0 | 47423170 | 9.87 | 0 | 9.87 | 0 | 0.00 | | | 47324784 |
| | GENERAL INSURANCE CORPORATION OF INDIA | | 1 | 7175000 | 0 | 0 | 7175000 | 1.49 | 7175000 | 0 | 7175000 | 1.49 | 0 | 1.49 | 0 | 0.00 | | | 7175000 |
| | LIFE INSURANCE CORPORATION OF INDIA | | 1 | 28383394 | 0 | 0 | 28383394 | 5.91 | 28383394 | 0 | 28383394 | 5.91 | 0 | 5.91 | 0 | 0.00 | | | 28383394 |
| | THE NEW INDIA ASSURANCE COMPANY LIMITED | | 1 | 7213166 | 0 | 0 | 7213166 | 1.50 | 7213166 | 0 | 7213166 | 1.50 | 0 | 1.50 | 0 | 0.00 | | | 7213166 |
| g | Insurance Companies | | 0 | 0 | 0 | 0 | 0 | 0 | 0 | 0 | 0 | 0 | 0 | 0 | 0 | 0 | 0 | 0 | 0 |
| h | Provident Funds/ Pension Funds | | 0 | 0 | 0 | 0 | 0 | 0 | 0 | 0 | 0 | 0 | 0 | 0 | 0 | 0 | 0 | 0 | 0 |
| i | Any Other (specify) | | 0 | 0 | 0 | 0 | 0 | 0 | 0 | 0 | 0 | 0 | 0 | 0 | 0 | 0 | 0 | 0 | 0 |
| | Sub-Total (B)(1) | | 220 | 112356752 | 0 | 0 | 112356752 | 23.38 | 112356752 | 0 | 112356752 | 23.38 | 0 | 23.38 | 0 | 0.00 | | | 112258251 |
| 2 | Central Government/ State Government(s)/ President | | 3 | 7058796 | 0 | 0 | 7058796 | 1.47 | 7058796 | 0 | 7058796 | 1.47 | 0 | 1.47 | 0 | 0 | | | 900 |




| | Category & Name of the Shareholders (I) | PAN (II) | No. of Shareholder (III) | No. of fully paid up equity shares held (IV) | Partly paid-up equity shares held (V) | Nos. of shares underlying Depository Receipts (VI) | Total nos. shares held (VII = IV+V+VI) | Shareholding % calculated as per SCRR, 1957 As a % of (A+B+C2) (VIII) | Number of Voting Rights held in each class of securities (IX) | | | No. of Shares Underlying outstanding convertible securities (including Warrants) (X) | Total shareholding, as a % assuming full conversion of convertible securities (as a percentage of diluted share capital) (XI) | Number of Locked in shares (XII) | | Number of Shares pledged or otherwise encumbered (XIII) | | Number of equity shares held in dematerialized form (XIV) | |
|----|---|----------|--------------------------|--|---------------------------------------|--|--|---|---|---------|----------|--|---|-------------------------------------|---------|---|---------|---|---------------------------------|
| | | | | | | | | | No of Voting Rights | | | | | Total as a % of Total voting rights | No. (a) | As a % of total shares held (b) | No. (a) | | As a % of total shares held (b) |
| | | | | | | | | | Class X | Class Y | Total | | | | | | | | |
| | of India | | | | | | | | | | | | | | | | | | |
| | THE GOVERNOR OF GUJARAT | | 1 | 7057050 | 0 | 0 | 7057050 | 1.47 | 7057050 | 0 | 7057050 | 1.47 | 0 | 1.47 | 0 | 0 | | | 0 |
| | Sub-Total (B)(2) | | 3 | 7058796 | 0 | 0 | 7058796 | 1.47 | 7058796 | 0 | 7058796 | 1.47 | 0 | 1.47 | 0 | 0 | | | 900 |
| 3 | Non-Institutions | | 0 | 0 | 0 | 0 | 0 | 0 | 0 | 0 | 0 | 0 | 0 | 0 | 0 | 0 | 0 | 0 | 0 |
| a | Individuals - | | 120993 | 42942080 | 0 | 0 | 42942080 | 8.94 | 42942080 | 0 | 42942080 | 8.94 | 0 | 8.94 | 0 | 0.00 | 0 | 0.00 | 33499955 |
| i | Individual shareholders holding nominal share capital up to Rs. 2 lakhs. | | 120833 | 35403654 | 0 | 0 | 35403654 | 7.37 | 35403654 | 0 | 35403654 | 7.37 | 0 | 7.37 | 0 | 0.00 | | | 27266817 |
| ii | Individual shareholders holding nominal share capital in excess of Rs. 2 lakhs. | | 160 | 7538426 | 0 | 0 | 7538426 | 1.57 | 7538426 | 0 | 7538426 | 1.57 | 0 | 1.57 | 0 | 0.00 | | | 6233138 |
| b | NBFCs registered with RBI | | 0 | 0 | 0 | 0 | 0 | 0 | 0 | 0 | 0 | 0 | 0 | 0 | 0 | 0 | | | 0 |
| c | Employee Trusts | | 0 | 0 | 0 | 0 | 0 | 0 | 0 | 0 | 0 | 0 | 0 | 0 | 0 | 0 | | | 0 |
| d | Overseas Depositories | | 0 | 0 | 0 | 0 | 0 | 0 | 0 | 0 | 0 | 0 | 0 | 0 | 0 | 0 | | | 0 |



| Category & Name of the Shareholders (I) | PAN (II) | No. of Shareholder (III) | No. of fully paid up equity shares held (IV) | Partly paid-up equity shares held (V) | Nos. of shares underlying Depository Receipts (VI) | Total nos. shares held (VII = IV+V+VI) | Shareholding % calculated as per SCRR, 1957 As a % of (A+B+C2) (VIII) | Number of Voting Rights held in each class of securities (IX) | | | No. of Shares Underlying outstanding convertible securities (including Warrants) (X) | Total shareholding, as a % assuming full conversion of convertible securities (as a percentage of diluted share capital) (XI) | Number of Locked in shares (XII) | | Number of Shares pledged or otherwise encumbered (XIII) | | Number of equity shares held in dematerialized form (XIV) | |
|--|----------|--------------------------|--|---------------------------------------|--|--|---|---|---------|-----------|--|---|-------------------------------------|---------|---|---------|---|---------------------------------|
| | | | | | | | | No of Voting Rights | | | | | Total as a % of Total voting rights | No. (a) | As a % of total shares held (b) | No. (a) | | As a % of total shares held (b) |
| | | | | | | | | Class X | Class Y | Total | | | | | | | | |
| (holding DRs) balancing figure) | | | | | | | | | | | | | | | | | | |
| e Any Other (specify) | | 7794 | 60815838 | 0 | 0 | 60815838 | 12.65 | 60815838 | 0 | 60815838 | 12.65 | 0 | 12.65 | 0 | 0.00 | | | 60587949 |
| Trust | | 28 | 164436 | 0 | 0 | 164436 | 0.03 | 164436 | 0 | 164436 | 0.03 | 0 | 0.03 | 0 | 0.00 | | | 164436 |
| Foreign Nationals | | 30 | 77623 | 0 | 0 | 77623 | 0.02 | 77623 | 0 | 77623 | 0.02 | 0 | 0.02 | 0 | 0.00 | | | 77623 |
| HUF | | 2082 | 1246869 | 0 | 0 | 1246869 | 0.26 | 1246869 | 0 | 1246869 | 0.26 | 0 | 0.26 | 0 | 0.00 | | | 1246869 |
| Oversease Corporate Bodies | | 1 | 3860000 | 0 | 0 | 3860000 | .8 | 3860000 | 0 | 3860000 | .8 | 0 | .8 | 0 | 0 | | | 3860000 |
| Non-Resident India (NRI) | | 4475 | 955653 | 0 | 0 | 955653 | 0.20 | 955653 | 0 | 955653 | 0.20 | 0 | 0.20 | 0 | 0.00 | | | 727789 |
| Clearing Members | | 397 | 982217 | 0 | 0 | 982217 | 0.20 | 982217 | 0 | 982217 | 0.20 | 0 | 0.20 | 0 | 0.00 | | | 982217 |
| Bodies Corporate | | 779 | 53529011 | 0 | 0 | 53529011 | 11.14 | 53529011 | 0 | 53529011 | 11.14 | 0 | 11.14 | 0 | 0.00 | | | 53529011 |
| Gujarat State Investments Limited | | 0 | 46871621 | 0 | 0 | 46871621 | 9.75 | 46871621 | 0 | 46871621 | 9.75 | 0 | 9.75 | 0 | 0 | | | 46871621 |
| others | | 2 | 29 | 0 | 0 | 29 | 0 | 29 | 0 | 29 | 0 | 0 | 0 | 0 | 0 | | | 4 |
| Sub-Total (B)(3) | | 128787 | 103757918 | 0 | 0 | 103757918 | 21.59 | 103757918 | 0 | 103757918 | 21.59 | 0 | 21.59 | 0 | 0.00 | | | 94087904 |
| Total Public Shareholding (B)= (B)(1)+(B)(2)+ (B)(3) | | 129010 | 223173466 | 0 | 0 | 223173466 | 46.44 | 223173466 | 0 | 223173466 | 46.44 | 0 | 46.44 | 0 | 0.00 | | | 206347055 |

Table IV - Statement showing shareholding pattern of the Non Promoter- Non Public shareholder

| Category & Name of the Shareholders (I) | PAN (II) | No. of Shareholder (III) | No. of fully paid up equity shares held (IV) | Partly paid-up equity shares held (V) | Nos. of shares underlying Depository Receipts (VI) | Total nos. shares held (VII = IV+V+VI) | Shareholding % calculated as per SCRR, 1957 As a % of (A+B+C2) (VIII) | Number of Voting Rights held in each class of securities (IX) | | | No. of Shares Underlying outstanding convertible securities (including Warrants) (X) | Shareholding, as a % assuming full conversion of convertible securities (as a percentage of diluted share capital) (XI) = (VII)+(X) as a % of A+B+C2 | Number of Locked in shares (XII) | | Number of Shares pledged or otherwise encumbered (XIII) | | Number of equity shares held in dematerialized form (XIV) | |
|--|----------|--------------------------|--|---------------------------------------|--|--|---|---|---------|-------|--|--|-------------------------------------|---------|---|---------|---|---------------------------------|
| | | | | | | | | No of Voting Rights | | | | | Total as a % of Total voting rights | No. (a) | As a % of total shares held (b) | No. (a) | | As a % of total shares held (b) |
| | | | | | | | | Class X | Class Y | Total | | | | | | | | |
| 1 Custodian/ DR Holder | | 0 | 0 | 0 | 0 | 0 | 0 | 0 | 0 | 0 | 0 | 0 | 0 | 0 | 0 | 0 | 0 | |
| 2 Employee Benefit Trust (under SEBI (Share based Employee Benefit) Regulations, 2014) | | 0 | 0 | 0 | 0 | 0 | 0 | 0 | 0 | 0 | 0 | 0 | 0 | 0 | 0 | 0 | 0 | |
| Total Non-Promoter-Non Public Shareholding (C)= (C)(1)+(C)(2) | | 0 | 0 | 0 | 0 | 0 | 0 | 0 | 0 | 0 | 0 | 0 | 0 | 0 | 0 | 0 | 0 | |



For TORRENT POWER LIMITED

Jason
COMPANY SECRETARY