

1. Name of Listed Entity :Torrent Power Limited
2. Scrip Code/Name of Scrip/Class of Security: TORNTPOWER
3. Share Holding Pattern Filed under: 31b
4. Share Holding Pattern as on : 30-Jun-2017
5. **Declaration:** The Listed entity is required to submit the following declaration to the extent of submission of information:-

S. No.	Particulars	Yes/No	
1	Whether the Listed Entity has issued any partly paid up shares?	No	
2	Whether the Listed Entity has issued any Convertible Securities or Warrants?	No	
3	Whether the Listed Entity has any shares against which depository receipts are issued?	No	
4	Whether the Listed Entity has any shares in locked-in?	No	
5	Whether any shares held by promoters are pledge or otherwise encumbered?	No	
6	Whether the Listed Entity has issued any differential Voting Rights?	No	



Table I - Summary Statement holding of specified securities

Category (I)	Category of shareholder (II)	Nos. of shareholders (III)	No. of fully paid up equity shares held (IV)	No. of Partly paid-up equity shares held (V)	No. of shares underlying Depository Receipts (VI)	Total nos. shares held (VII) = (IV)+(V)+(VI)	Shareholding as a % of total no. of shares (calculated as per SCRR, 1957) (VIII)	Number of Voting Rights held in each class of securities			No. of Shares Underlying Outstanding convertible securities (including Warrants) (X)	Shareholding, as a % assuming full conversion of convertible securities (as a percentage of diluted share capital) (XI) = (VII)+(X)	Number of Locked in shares (XII)		Number of Shares pledged or otherwise encumbered (XIII)		Number of equity shares held in dematerialized form (XIV)	
								(IX)					Total as a % of (A+B+C)	No. (a)	As a % of total shares held (b)	No. (a)		As a % of total shares held (b)
								No of Voting Rights										
								Class eg: X	Class eg: y	Total								
A	Promoter & Promoter Group	4	257443318	0	0	257443318	53.57	257443318	0	257443318	53.57	0	0	0	0	257443318		
B	Public	119914	223173466	0	0	223173466	46.43	223173466	0	223173466	46.43	0	0	0	0	206265817		
C	Non Promoter-Non Public	0	0	0	0	0	0	0	0	0	0	0	0	0	0	0		
C1	Shares underlying DRs	0	0	0	0	0	0	0	0	0	0	0	0	0	0	0		
C2	Shares held by Employee Trusts	0	0	0	0	0	0	0	0	0	0	0	0	0	0	0		
	Total	119918	480616784	0	0	480616784	100	480616784	0	480616784	100	0	0	0	0	463709135		




Table II - Statement showing shareholding pattern of the Promoter and Promoter Group

Category & Name of the Shareholders (I)	PAN (II)	No. of Shareholder (III)	No. of fully paid up equity shares held (IV)	Partly paid-up equity shares held (V)	Nos. of shares underlying Depository Receipts (VI)	Total nos. shares held (VII = IV+V+VI)	Shareholding % calculate d as per SCRR, 1957 As a % of (A+B+C2) (VIII)	Number of Voting Rights held in each class of securities (IX)			No. of Shares Underlying outstanding convertible securities (including Warrants) (X)	Shareholding, as a % assuming full conversion of convertible securities (as a percentage of diluted share capital) (XI) = (VII)+(X) as a % of A+B+C2	Number of Locked in shares (XII)		Number of Shares pledged or otherwise encumbered (XIII)		Number of equity shares held in dematerialized form (XIV)	
								No of Voting Rights					Total as a % of Total voting rights	No. (a)	As a % of total shares held (b)	No. (a)		As a % of total shares held (b)
								Class X	Class Y	Total								
Indian		0	0	0	0	0	0.00	0	0	0	0.00	0	0	0	0	0	0	0
Individuals/ Hindu undivided Family		3	21007	0	0	21007	0.00	21007	0	21007	0.00	0	0.00	0	0			21007
JINAL SUDHIR MEHTA			8000	0	0	8000	0.00	8000	0	8000	0.00	0	0.00	0	0			8000
SAMIR UTTAMLAL MEHTA			6125	0	0	6125	0.00	6125	0	6125	0.00	0	0.00	0	0			6125
SUDHIR UTTAMLAL MEHTA			6882	0	0	6882	0.00	6882	0	6882	0.00	0	0.00	0	0			6882
Central Government/ State Government(s)		0	0	0	0	0	0.00	0	0	0	0.00	0	0.00	0	0			0
Financial Institutions/ Banks		0	0	0	0	0	0.00	0	0	0	0.00	0	0.00	0	0			0
Any Other (specify)		1	257422311	0	0	257422311	53.56	257422311	0	257422311	53.56	0	53.56	0	0			257422311
Body Corporate		1	257422311	0	0	257422311	53.56	257422311	0	257422311	53.56	0	53.56	0	0			257422311

Category & Name of the Shareholders (I)	PAN (II)	No. of Shareholder (III)	No. of fully paid up equity shares held (IV)	Partly paid-up equity shares held (V)	Nos. of shares underlying Depository Receipts (VI)	Total nos. shares held (VII = IV+V+VI)	Shareholding % calculated as per SCRR, 1957 As a % of (A+B+C2) (VIII)	Number of Voting Rights held in each class of securities (IX)			No. of Shares Underlying outstanding convertible securities (including Warrants) (X)	Shareholding, as a % assuming full conversion of convertible securities (as a percentage of diluted share capital) (XI) = (VII)+(X) as a % of A+B+C2	Number of Locked in shares (XII)		Number of Shares pledged or otherwise encumbered (XIII)		Number of equity shares held in dematerialized form (XIV)	
								No of Voting Rights					Total as a % of Total voting rights	No. (a)	As a % of total shares held (b)	No. (a)		As a % of total shares held (b)
								Class X	Class Y	Total								
Torrent Private Limited			257422311	0	0	257422311	53.56	257422311	0	257422311	53.56	0	53.56	0	0		257422311	
<b>Sub-Total (A)(1)</b>		<b>4</b>	<b>257443318</b>	<b>0</b>	<b>0</b>	<b>257443318</b>	<b>53.56</b>	<b>257443318</b>	<b>0</b>	<b>257443318</b>	<b>53.56</b>	<b>0</b>	<b>53.56</b>	<b>0</b>	<b>0</b>		<b>257443318</b>	
Foreign		0	0	0	0	0	0	0	0	0	0	0	0	0	0		0	
Individuals (Non-Resident Individuals/ Foreign Individuals)		0	0	0	0	0	0	0	0	0	0	0	0	0	0		0	
Government		0	0	0	0	0	0	0	0	0	0	0	0	0	0		0	
Institutions		0	0	0	0	0	0	0	0	0	0	0	0	0	0		0	
Foreign Portfolio Investor		0	0	0	0	0	0	0	0	0	0	0	0	0	0		0	
Any Other (specify)		0	0	0	0	0	0	0	0	0	0	0	0	0	0		0	
Sub-Total (A)(2)		0	0	0	0	0	0	0	0	0	0	0	0	0	0		0	
<b>Total Shareholding of Promoter and Promoter Group (A) = (A)(1)+(A)(2)</b>		<b>4</b>	<b>257443318</b>	<b>0</b>	<b>0</b>	<b>257443318</b>	<b>53.56</b>	<b>257443318</b>	<b>0</b>	<b>257443318</b>	<b>53.56</b>	<b>0</b>	<b>53.56</b>	<b>0</b>	<b>0</b>		<b>257443318</b>	





Table III - Statement showing shareholding pattern of the Public shareholder

Category & Name of the Shareholders (I)	PAN (II)	No. of Shareholder (III)	No. of fully paid up equity shares held (IV)	Partly paid-up equity shares held (V)	Nos. of shares underlying Depository Receipts (VI)	Total nos. shares held (VII = IV+V+VI)	Shareholding % calculated as per SCRR, 1957 As a % of (A+B+C2) (VIII)	Number of Voting Rights held in each class of securities (IX)			No. of Shares Underlying outstanding convertible securities (including Warrants) (X)	Total shareholding, as a % assuming full conversion of convertible securities (as a percentage of diluted share capital) (XI)	Number of Locked in shares (XII)		Number of Shares pledged or otherwise encumbered (XIII)		Number of equity shares held in dematerialized form (XIV)	
								No of Voting Rights					Total as a % of Total voting rights	No. (a)	As a % of total shares held (b)	No. (a)		As a % of total shares held (b)
								Class X	Class Y	Total								
Institutions		0	0	0	0	0	0	0	0	0	0	0	0	0	0	0	0	
Mutual Funds/		50	31639337	0	0	31639337	6.58	31639337	0	31639337	6.58	0	6.58	0	0		31639222	
AXIS MUTUAL FUND TRUSTEE LIMITED - A/C AXIS MUTUAL FUND A/C AXIS LONG TERM EQUITY FUND		1	15026480	0	0	15026480	3.13	15026480	0	15026480	3.13	0	3.13	0	0		15026480	
Venture Capital Funds		0	0	0	0	0	0	0	0	0	0	0	0	0	0		0	
Alternate Investment Funds		0	0	0	0	0	0	0	0	0	0	0	0	0	0		0	
Foreign Venture Capital Investors		0	0	0	0	0	0	0	0	0	0	0	0	0	0		0	
Foreign Portfolio Investors		115	31587974	0	0	31587974	6.57	31587974	0	31587974	6.57	0	6.57	0	0		31587974	

Category & Name of the Shareholders (I)	PAN (II)	No. of Shareholder (III)	No. of fully paid up equity shares held (IV)	Partly paid-up equity shares held (V)	Nos. of shares underlying Depository Receipts (VI)	Total nos. shares held (VII = IV+V+VI)	Shareholding % calculated as per SCRR, 1957 As a % of (A+B+C2) (VIII)	Number of Voting Rights held in each class of securities (IX)			No. of Shares Underlying outstanding convertible securities (including Warrants) (X)	Total shareholding, as a % assuming full conversion of convertible securities (as a percentage of diluted share capital) (XI)	Number of Locked in shares (XII)		Number of Shares pledged or otherwise encumbered (XIII)		Number of equity shares held in dematerialized form (XIV)	
								No of Voting Rights					Total as a % of Total voting rights	No. (a)	As a % of total shares held (b)	No. (a)		As a % of total shares held (b)
								Class X	Class Y	Total								
Financial Institutions/ Banks		54	48449099	0	0	48449099	10.08	48449099	0	48449099	10.08	0	0	0	0	48350713		
GENERAL INSURANCE CORPORATION OF INDIA		1	7347037	0	0	7347037	1.53	7347037	0	7347037	1.53	0	0	0	0	7347037		
LIFE INSURANCE CORPORATION OF INDIA		1	28383394	0	0	28383394	5.91	28383394	0	28383394	5.91	0	0	0	0	28383394		
THE NEW INDIA ASSURANCE COMPANY LIMITED		1	7834164	0	0	7834164	1.63	7834164	0	7834164	1.63	0	0	0	0	7834164		
Insurance Companies		0	0	0	0	0	0	0	0	0	0	0	0	0	0	0		
Provident Funds/ Pension Funds		0	0	0	0	0	0	0	0	0	0	0	0	0	0	0		
Any Other (specify)		0	0	0	0	0	0	0	0	0	0	0	0	0	0	0		
<b>Sub-Total (B)(1)</b>		<b>219</b>	<b>111676410</b>	<b>0</b>	<b>0</b>	<b>111676410</b>	<b>23.23</b>	<b>111676410</b>	<b>0</b>	<b>111676410</b>	<b>23.23</b>	<b>0</b>	<b>0</b>			<b>111577909</b>		
Central Government/ State Government(s)/ President		3	7058796	0	0	7058796	1.47	7058796	0	7058796	1.47	0	0			900		



Category & Name of the Shareholders (I)	PAN (II)	No. of Shareholder (III)	No. of fully paid up equity shares held (IV)	Partly paid-up equity shares held (V)	Nos. of shares underlying Depository Receipts (VI)	Total nos. shares held (VII = IV+V+VI)	Shareholding % calculated as per SCRR, 1957 As a % of (A+B+C2) (VIII)	Number of Voting Rights held in each class of securities (IX)			No. of Shares Underlying outstanding convertible securities (including Warrants) (X)	Total shareholding, as a % assuming full conversion of convertible securities (as a percentage of diluted share capital) (XI)	Number of Locked in shares (XII)		Number of Shares pledged or otherwise encumbered (XIII)		Number of equity shares held in dematerialized form (XIV)	
								No of Voting Rights					Total as a % of Total voting rights	No. (a)	As a % of total shares held (b)	No. (a)		As a % of total shares held (b)
								Class X	Class Y	Total								
of India																		
THE GOVERNOR OF GUJARAT		1	7057050	0	0	7057050	1.47	7057050	0	7057050	1.47	0	1.47	0	0			0
Sub-Total (B)(2)		3	7058796	0	0	7058796	1.47	7058796	0	7058796	1.47	0	1.47	0	0			900
Non-institutions		0	0	0	0	0	0	0	0	0	0	0	0	0	0	0	0	0
Individuals -		112270	42348146	0	0	42348146	8.81	42348146	0	42348146	8.81	0	8.81	0	0	0	0	32824794
Individual shareholders holding nominal share capital up to Rs. 2 lakhs.		112107	34106347	0	0	34106347	7.1	34106347	0	34106347	7.1	0	7.1	0	0			25888283
Individual shareholders holding nominal share capital in excess of Rs. 2 lakhs.		163	8241799	0	0	8241799	1.71	8241799	0	8241799	1.71	0	1.71	0	0			6936511
NBFCs registered with RBI		0	0	0	0	0	0	0	0	0	0	0	0	0	0			0
Employee Trusts		0	0	0	0	0	0	0	0	0	0	0	0	0	0			0
Overseas Depositories		0	0	0	0	0	0	0	0	0	0	0	0	0	0			0

Category & Name of the Shareholders (I)	PAN (II)	No. of Shareholder (III)	No. of fully paid up equity shares held (IV)	Partly paid-up equity shares held (V)	Nos. of shares underlying Depository Receipts (VI)	Total nos. shares held (VII = IV+V+VI)	Shareholding % calculated as per SCRR, 1957 As a % of (A+B+C2) (VIII)	Number of Voting Rights held in each class of securities (IX)			No. of Shares Underlying outstanding convertible securities (including Warrants) (X)	Total shareholding, as a % assuming full conversion of convertible securities (as a percentage of diluted share capital) (XI)	Number of Locked in shares (XII)		Number of Shares pledged or otherwise encumbered (XIII)		Number of equity shares held in dematerialized form (XIV)	
								No of Voting Rights					Total as a % of Total voting rights	No. (a)	As a % of total shares held (b)	No. (a)		As a % of total shares held (b)
								Class X	Class Y	Total								
(holding DRs) balancing figure)																		
Any Other (specify)		7422	62090114	0	0	62090114	12.92	62090114	0	62090114	12.92	0	12.92	0	0			61862214
Trust		27	164236	0	0	164236	.03	164236	0	164236	.03	0	.03	0	0			164236
Foreign Nationals		30	77623	0	0	77623	.02	77623	0	77623	.02	0	.02	0	0			77623
HUF		1841	1203932	0	0	1203932	.25	1203932	0	1203932	.25	0	.25	0	0			1203932
Oversease Corporate Bodies		1	3860000	0	0	3860000	.8	3860000	0	3860000	.8	0	.8	0	0			3860000
Non-Resident India (NRI)		4411	935052	0	0	935052	.19	935052	0	935052	.19	0	.19	0	0			707177
Clearing Members		363	1154847	0	0	1154847	.24	1154847	0	1154847	.24	0	.24	0	0			1154847
Bodies Corporate		747	54694395	0	0	54694395	11.38	54694395	0	54694395	11.38	0	11.38	0	0			54694395
Gujarat State Investments Limited		0	46871621	0	0	46871621	9.75	46871621	0	46871621	9.75	0	9.75	0	0			46871621
others		2	29	0	0	29	0	29	0	29	0	0	0	0	0			4
<b>Sub-Total (B)(3)</b>		<b>119692</b>	<b>104438260</b>	<b>0</b>	<b>0</b>	<b>104438260</b>	<b>21.73</b>	<b>104438260</b>	<b>0</b>	<b>104438260</b>	<b>21.73</b>	<b>0</b>	<b>21.73</b>	<b>0</b>	<b>0</b>			<b>94687008</b>
<b>Total Public Shareholding (B)= (B)(1)+(B)(2)+(B)(3)</b>		<b>119914</b>	<b>223173466</b>	<b>0</b>	<b>0</b>	<b>223173466</b>	<b>46.43</b>	<b>223173466</b>	<b>0</b>	<b>223173466</b>	<b>46.43</b>	<b>0</b>	<b>46.43</b>	<b>0</b>	<b>0</b>			<b>206265817</b>

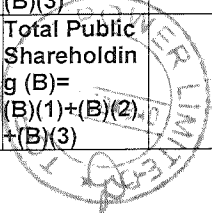





Table IV - Statement showing shareholding pattern of the Non Promoter- Non Public shareholder

Category & Name of the Shareholders (I)	PAN (II)	No. of Shareholder (III)	No. of fully paid up equity shares held (IV)	Partly paid-up equity shares held (V)	Nos. of shares underlying Depository Receipts (VI)	Total nos. shares held (VII = IV+V+VI)	Shareholding % calculated as per SCRR, 1957 As a % of (A+B+C2) (VIII)	Number of Voting Rights held in each class of securities (IX)			No. of Shares Underlying outstanding convertible securities (including Warrants) (X)	Shareholding, as a % assuming full conversion of convertible securities (as a percentage of diluted share capital) (XI) = (VII)+(X) as a % of A+B+C2	Number of Locked in shares (XII)		Number of Shares pledged or otherwise encumbered (XIII)		Number of equity shares held in dematerialized form (XIV)	
								No of Voting Rights					Total as a % of Total voting rights	No. (a)	As a % of total shares held (b)	No. (a)		As a % of total shares held (b)
								Class X	Class Y	Total								
Custodian/ DR Holder		0	0	0	0	0	0	0	0	0	0	0	0	0	0	0	0	
Employee Benefit Trust (under SEBI (Share based Employee Benefit) Regulations, 2014)		0	0	0	0	0	0	0	0	0	0	0	0	0	0	0	0	
Total Non-Promoter- Non Public Shareholding (C)= (C)(1)+(C)(2)		0	0	0	0	0	0	0	0	0	0	0	0	0	0	0	0	

For TORRENT POWER LIMITED  
  
 COMPANY SECRETARY