

1. Name of Listed Entity :Torrent Power Limited
2. Scrip Code/Name of Scrip/Class of Security: TORNTPOWER
3. Share Holding Pattern Filed under: 31b
4. Share Holding Pattern as on : 31-Dec-2017
5. **Declaration:** The Listed entity is required to submit the following declaration to the extent of submission of information:-

S. No.	Particulars	Yes/No	
1	Whether the Listed Entity has issued any partly paid up shares?	No	
2	Whether the Listed Entity has issued any Convertible Securities or Warrants?	No	
3	Whether the Listed Entity has any shares against which depository receipts are issued?	No	
4	Whether the Listed Entity has any shares in locked-in?	No	
5	Whether any shares held by promoters are pledge or otherwise encumbered?	No	
6	Whether the Listed Entity has issued any differential Voting Rights?	No	




Table I - Summary Statement holding of specified securities

Category (I)	Category of shareholder (II)	Nos. of shareholders (III)	No. of fully paid up equity shares held (IV)	No. of Partly paid-up equity shares held (V)	No. of shares underlying Depository Receipts (VI)	Total nos. shares held (VII) = (IV)+(V)+(VI)	Shareholding as a % of total no. of shares (calculated as per SCRR, 1957) (VIII)	Number of Voting Rights held in each class of securities			No. of Shares Underlying Outstanding convertible securities (including Warrants) (X)	Shareholding, as a % assuming full conversion of convertible securities (as a percentage of diluted share capital) (XI) = (VII)+(X)	Number of Locked in shares (XII)		Number of Shares pledged or otherwise encumbered (XIII)		Number of equity shares held in dematerialized form (XIV)
								(IX)					No. (a)	As a % of total shares held (b)	No. (a)	As a % of total shares held (b)	
								As a % of (A+B+C2)	No of Voting Rights								
							Class eg: X		Class eg: y	Total							
A	Promoter & Promoter Group	4	257443318	0	0	257443318	53.57	257443318	0	257443318	53.57	0	0			257443318	
B	Public	126392	223173466	0	0	223173466	46.43	223173466	0	223173466	46.43	0	0.00			207664884	
C	Non Promoter-Non Public	0	0	0	0	0	0	0	0	0	0	0	0	0	0	0	
C1	Shares underlying DRs	0	0	0	0	0	0	0	0	0	0	0	0			0	
C2	Shares held by Employee Trusts	0	0	0	0	0	0	0	0	0	0	0	0			0	
	Total	126396	480616784	0	0	480616784	100.00	480616784	0	480616784	100.00	0	0.00			465108202	




Table II - Statement showing shareholding pattern of the Promoter and Promoter Group

	Category & Name of the Shareholders (I)	PAN (II)	No. of Shareholder (III)	No. of fully paid up equity shares held (IV)	Partly paid-up equity shares held (V)	Nos. of shares underlying Depository Receipts (VI)	Total nos. shares held (VII = IV+V+VI)	Shareholding % calculated as per SCRR, 1957 As a % of (A+B+C2) (VIII)	Number of Voting Rights held in each class of securities (IX)			No. of Shares Underlying outstanding convertible securities (including Warrants) (X)	Shareholding, as a % assuming full conversion of convertible securities (as a percentage of diluted share capital) (XI) = (VII)+(X) as a % of A+B+C2	Number of Locked in shares (XII)		Number of Shares pledged or otherwise encumbered (XIII)		Number of equity shares held in dematerialized form (XIV)	
									No of Voting Rights					Total as a % of Total voting rights	No. (a)	As a % of total shares held (b)	No. (a)		As a % of total shares held (b)
									Class X	Class Y	Total								
1	Indian		0	0	0	0	0	0	0	0	0	0	0	0	0	0	0	0	0
a	Individuals/ Hindu undivided Family		3	21007	0	0	21007	0.00	21007	0	21007	0.00	0	0.00	0	0			21007
	JINAL SUDHIR MEHTA			8000	0	0	8000	0.00	8000	0	8000	0.00	0	0.00	0	0			8000
	SAMIR UTTAMLAL MEHTA			6125	0	0	6125	0.00	6125	0	6125	0.00	0	0.00	0	0			6125
	SUDHIR UTTAMLAL MEHTA			6882	0	0	6882	0.00	6882	0	6882	0.00	0	0.00	0	0			6882
b	Central Government/ State Government(s)		0	0	0	0	0	0	0	0	0	0	0	0	0	0			0
c	Financial Institutions/ Banks		0	0	0	0	0	0	0	0	0	0	0	0	0	0			0
d	Any Other (specify)		1	257422311	0	0	257422311	53.56	257422311	0	257422311	53.56	0	53.56	0	0			257422311
	Body Corporate		1	257422311	0	0	257422311	53.56	257422311	0	257422311	53.56	0	53.56	0	0			257422311

	Category & Name of the Shareholders (I)	PAN (II)	No. of Shareholder (III)	No. of fully paid up equity shares held (IV)	Partly paid-up equity shares held (V)	Nos. of shares underlying Depository Receipts (VI)	Total nos. shares held (VII = IV+V+VI)	Shareholding % calculated as per SCRR, 1957 As a % of (A+B+C2) (VIII)	Number of Voting Rights held in each class of securities (IX)			No. of Shares Underlying outstanding convertible securities (including Warrants) (X)	Shareholding, as a % assuming full conversion of convertible securities (as a percentage of diluted share capital) (XI) = (VII)+(X) as a % of A+B+C2	Number of Locked in shares (XII)		Number of Shares pledged or otherwise encumbered (XIII)		Number of equity shares held in dematerialized form (XIV)	
									No of Voting Rights					Total as a % of Total voting rights	No. (a)	As a % of total shares held (b)	No. (a)		As a % of total shares held (b)
									Class X	Class Y	Total								
	Torrent Private Limited			257422311	0	0	257422311	53.56	257422311	0	257422311	53.56	0	53.56	0	0		257422311	
	Sub-Total (A)(1)		4	257443318	0	0	257443318	53.56	257443318	0	257443318	53.56	0	53.56	0	0		257443318	
2	Foreign		0	0	0	0	0	0	0	0	0	0	0	0	0	0		0	
a	Individuals (Non-Resident Individuals/ Foreign Individuals)		0	0	0	0	0	0	0	0	0	0	0	0	0	0		0	
b	Government		0	0	0	0	0	0	0	0	0	0	0	0	0	0		0	
c	Institutions		0	0	0	0	0	0	0	0	0	0	0	0	0	0		0	
d	Foreign Portfolio Investor		0	0	0	0	0	0	0	0	0	0	0	0	0	0		0	
e	Any Other (specify)		0	0	0	0	0	0	0	0	0	0	0	0	0	0		0	
	Sub-Total (A)(2)		0	0	0	0	0	0	0	0	0	0	0	0	0	0		0	
	Total Shareholding of Promoter and Promoter Group (A) = (A)(1)+(A)(2)		4	257443318	0	0	257443318	53.56	257443318	0	257443318	53.56	0	53.56	0	0		257443318	

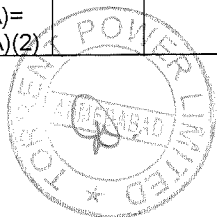



Table III - Statement showing shareholding pattern of the Public shareholder

	Category & Name of the Shareholders (I)	PAN (II)	No. of Shareholder (III)	No. of fully paid up equity shares held (IV)	Partly paid-up equity shares held (V)	Nos. of shares underlying Depository Receipts (VI)	Total nos. shares held (VII = IV+V+VI)	Shareholding % calculated as per SCRR, 1957 As a % of (A+B+C2) (VIII)	Number of Voting Rights held in each class of securities (IX)			No. of Shares Underlying outstanding convertible securities (including Warrants) (X)	Total shareholding, as a % assuming full conversion of convertible securities (as a percentage of diluted share capital) (XI)	Number of Locked in shares (XII)		Number of Shares pledged or otherwise encumbered (XIII)		Number of equity shares held in dematerialized form (XIV)	
									No of Voting Rights					Total as a % of Total voting rights	No. (a)	As a % of total shares held (b)	No. (a)		As a % of total shares held (b)
									Class X	Class Y	Total								
1	Institutions		0	0	0	0	0	0	0	0	0	0	0	0	0	0	0	0	0
a	Mutual Funds/		48	39058954	0	0	39058954	8.13	39058954	0	39058954	8.13	0	8.13	0	0.00			39058954
	AXIS MUTUAL FUND TRUSTEE LIMITED - A/C AXIS MUTUAL FUND A/C AXIS LONG TERM EQUITY FUND		1	17034985	0	0	17034985	3.54	17034985	0	17034985	3.54	0	3.54	0	0.00			17034985
b	Venture Capital Funds		0	0	0	0	0	0	0	0	0	0	0	0	0	0			0
c	Alternate Investment Funds		0	0	0	0	0	0	0	0	0	0	0	0	0	0			0
d	Foreign Venture Capital Investors		0	0	0	0	0	0	0	0	0	0	0	0	0	0			0
e	Foreign Portfolio Investors		120	30323128	0	0	30323128	6.31	30323128	0	30323128	6.31	0	6.31	0	0.00			30323128

	Category & Name of the Shareholders (I)	PAN (II)	No. of Shareholder (III)	No. of fully paid up equity shares held (IV)	Partly paid-up equity shares held (V)	Nos. of shares underlying Depository Receipts (VI)	Total nos. shares held (VII = IV+V+VI)	Shareholding % calculated as per SCRR, 1957 As a % of (A+B+C2) (VIII)	Number of Voting Rights held in each class of securities (IX)			No. of Shares Underlying outstanding convertible securities (including Warrants) (X)	Total shareholding, as a % assuming full conversion of convertible securities (as a percentage of diluted share capital) (XI)	Number of Locked in shares (XII)		Number of Shares pledged or otherwise encumbered (XIII)		Number of equity shares held in dematerialized form (XIV)	
									No of Voting Rights					Total as a % of Total voting rights	No. (a)	As a % of total shares held (b)	No. (a)		As a % of total shares held (b)
									Class X	Class Y	Total								
f	Financial Institutions/ Banks		53	44825749	0	0	44825749	9.33	44825749	0	44825749	9.33	0	9.33	0	0.00			44727638
	GENERAL INSURANCE CORPORATION OF INDIA		1	6700000	0	0	6700000	1.39	6700000	0	6700000	1.39	0	1.39	0	0.00			6700000
	LIFE INSURANCE CORPORATION OF INDIA		1	28383394	0	0	28383394	5.91	28383394	0	28383394	5.91	0	5.91	0	0.00			28383394
	THE NEW INDIA ASSURANCE COMPANY LIMITED		1	5488789	0	0	5488789	1.14	5488789	0	5488789	1.14	0	1.14	0	0.00			5488789
g	Insurance Companies		0	0	0	0	0	0	0	0	0	0	0	0	0	0	0	0	0
h	Provident Funds/ Pension Funds		0	0	0	0	0	0	0	0	0	0	0	0	0	0	0	0	0
i	Any Other (specify)		0	0	0	0	0	0	0	0	0	0	0	0	0	0	0	0	0
	Sub-Total (B)(1)		221	114207831	0	0	114207831	23.77	114207831	0	114207831	23.77	0	23.77	0	0.00			114109720
2	Central Government/ State Government(s)/ President		4	8294833	0	0	8294833	1.73	8294833	0	8294833	1.73	0	1.73	0	0.00			1236937



Category & Name of the Shareholders (I)	PAN (II)	No. of Shareholder (III)	No. of fully paid up equity shares held (IV)	Partly paid-up equity shares held (V)	Nos. of shares underlying Depository Receipts (VI)	Total nos. shares held (VII = IV+V+VI)	Shareholding % calculated as per SCRR, 1957 As a % of (A+B+C2) (VIII)	Number of Voting Rights held in each class of securities (IX)			No. of Shares Underlying outstanding convertible securities (including Warrants) (X)	Total shareholding, as a % assuming full conversion of convertible securities (as a percentage of diluted share capital) (XI)	Number of Locked in shares (XII)		Number of Shares pledged or otherwise encumbered (XIII)		Number of equity shares held in dematerialized form (XIV)	
								No of Voting Rights					Total as a % of Total voting rights	No. (a)	As a % of total shares held (b)	No. (a)		As a % of total shares held (b)
								Class X	Class Y	Total								
of India																		
THE GOVERNOR OF GUJARAT		1	7057050	0	0	7057050	1.47	7057050	0	7057050	1.47	0	1.47	0	0.00			0
Sub-Total (B)(2)		4	8294833	0	0	8294833	1.73	8294833	0	8294833	1.73	0	1.73	0	0.00			1236937
Non-institutions		0	0	0	0	0	0	0	0	0	0	0	0	0	0	0	0	0
Individuals -		118438	40264666	0	0	40264666	8.38	40264666	0	40264666	8.38	0	8.38	0	0.00	0	0.00	32067383
Individual shareholders holding nominal share capital up to Rs. 2 lakhs.		118280	32961262	0	0	32961262	6.86	32961262	0	32961262	6.86	0	6.86	0	0.00			26069267
Individual shareholders holding nominal share capital in excess of Rs. 2 lakhs.		158	7303404	0	0	7303404	1.52	7303404	0	7303404	1.52	0	1.52	0	0.00			5998116
NBFCs registered with RBI		0	0	0	0	0	0	0	0	0	0	0	0	0	0			0
Employee Trusts		0	0	0	0	0	0	0	0	0	0	0	0	0	0			0
Overseas Depositories		0	0	0	0	0	0	0	0	0	0	0	0	0	0			0

Category & Name of the Shareholders (I)	PAN (II)	No. of Shareholder (III)	No. of fully paid up equity shares held (IV)	Partly paid-up equity shares held (V)	Nos. of shares underlying Depository Receipts (VI)	Total nos. shares held (VII = IV+V+VI)	Shareholding % calculated as per SCRR, 1957 As a % of (A+B+C2) (VIII)	Number of Voting Rights held in each class of securities (IX)			No. of Shares Underlying outstanding convertible securities (including Warrants) (X)	Total shareholding, as a % assuming full conversion of convertible securities (as a percentage of diluted share capital) (XI)	Number of Locked in shares (XII)		Number of Shares pledged or otherwise encumbered (XIII)		Number of equity shares held in dematerialized form (XIV)	
								No of Voting Rights					Total as a % of Total voting rights	No. (a)	As a % of total shares held (b)	No. (a)		As a % of total shares held (b)
								Class X	Class Y	Total								
(holding DRs) balancing figure)																		
Any Other (specify)		7729	60406136	0	0	60406136	12.57	60406136	0	60406136	12.57	0	12.57	0	0.00			60250844
Trust		27	149708	0	0	149708	0.03	149708	0	149708	0.03	0	0.03	0	0.00			149708
Foreign Nationals		30	77623	0	0	77623	0.02	77623	0	77623	0.02	0	0.02	0	0.00			77623
HUF		1940	1109339	0	0	1109339	0.23	1109339	0	1109339	0.23	0	0.23	0	0.00			1109339
Oversease Corporate Bodies		1	3860000	0	0	3860000	0.80	3860000	0	3860000	0.80	0	0.80	0	0.00			3860000
Non-Resident India (NRI)		4526	939173	0	0	939173	0.20	939173	0	939173	0.20	0	0.20	0	0.00			783906
Clearing Members		485	930806	0	0	930806	0.19	930806	0	930806	0.19	0	0.19	0	0.00			930806
Bodies Corporate		719	53339462	0	0	53339462	11.10	53339462	0	53339462	11.10	0	11.10	0	0.00			53339462
Gujarat State Investments Limited		1	46871621	0	0	46871621	9.75	46871621	0	46871621	9.75	0	9.75	0	0.00			46871621
others		1	25	0	0	25	0.00	25	0	25	0.00	0	0.00	0	0.00			0
Sub-Total (B)(3)		126167	100670802	0	0	100670802	20.95	100670802	0	100670802	20.95	0	20.95	0	0.00			92318227
Total Public Shareholding (B) = (B)(1)+(B)(2)+(B)(3)		126392	223173466	0	0	223173466	46.45	223173466	0	223173466	46.45	0	46.45	0	0.00			207664884




Table IV - Statement showing shareholding pattern of the Non Promoter- Non Public shareholder

Category & Name of the Shareholders (I)	PAN (II)	No. of Shareholder (III)	No. of fully paid up equity shares held (IV)	Partly paid-up equity shares held (V)	Nos. of shares underlying Depository Receipts (VI)	Total nos. shares held (VII = IV+V+VI)	Shareholding % calculated as per SCRR, 1957 As a % of (A+B+C2) (VIII)	Number of Voting Rights held in each class of securities (IX)			No. of Shares Underlying outstanding convertible securities (including Warrants) (X)	Shareholding, as a % assuming full conversion of convertible securities (as a percentage of diluted share capital) (XI) = (VII)+(X) as a % of A+B+C2	Number of Locked in shares (XII)		Number of Shares pledged or otherwise encumbered (XIII)		Number of equity shares held in dematerialized form (XIV)	
								No of Voting Rights					Total as a % of Total voting rights	No. (a)	As a % of total shares held (b)	No. (a)		As a % of total shares held (b)
								Class X	Class Y	Total								
1 Custodian/ DR Holder		0	0	0	0	0	0	0	0	0	0	0	0	0	0	0	0	
2 Employee Benefit Trust (under SEBI (Share based Employee Benefit) Regulations, 2014)		0	0	0	0	0	0	0	0	0	0	0	0	0	0	0	0	
Total Non-Promoter- Non Public Shareholding (C)= (C)(1)+(C)(2)		0	0	0	0	0	0	0	0	0	0	0	0	0	0	0	0	

