


1. Name of Listed Entity: Torrent Power Limited
2. Scrip Code/Name of Scrip/Class of Security: TORNTPOWER
3. Share Holding Pattern Filed under: 31b
4. Share Holding Pattern as on : 31-Mar-2017
5. **Declaration:** The Listed entity is required to submit the following declaration to the extent of submission of information:-

S. No.	Particulars	Yes/No	
1	Whether the Listed Entity has issued any partly paid up shares?	No	
2	Whether the Listed Entity has issued any Convertible Securities or Warrants?	No	
3	Whether the Listed Entity has any shares against which depository receipts are issued?	No	
4	Whether the Listed Entity has any shares in locked-in?	No	
5	Whether any shares held by promoters are pledge or otherwise encumbered?	No	
6	Whether the Listed Entity has issued any differential Voting Rights?	No	

Table I - Summary Statement holding of specified securities

Category ry (I)	Category of shareholder (II)	Nos. of shareh olders (III)	No. of fully paid up equity shares (IV)	No. of Partly paid-up equity shares (V)	No. of shares underlying Depository Receipts (VI)	Total nos. shares held (VII) = (IV)+(V)+ (VI)	Shareholding as a % of total no. of shares (calculated as per SCRR, 1957) (VIII)	Number of Voting Rights held in each class of securities (IX)				No. of Shares Underlying Outstanding convertible securities (including Warrants) (X)	Shareholding, as a % assuming full conversion of convertible securities ( as a percentage of diluted share capital) (XI)= (VII)+(X) As a % of (A+B+C2)	Number of Locked in shares (XII)		Number of Shares pledged or otherwise encumbered (XIII)		Number of equity shares held in dematerializ ed form (XIV)
								No of Voting Rights						Total as a % of (A+B+ C)				
								Clas s eg: X	Clas s eg:y	Tot al								
								As a % of (A+B+C2)										

A	Promoter & Promoter	4	257443318	0	0	257443318	53.57	25744331	0	257443	53.57	0	53.57	0	0			257443318
---	------------------------	---	-----------	---	---	-----------	-------	----------	---	--------	-------	---	-------	---	---	--	--	-----------



	Group							8		318								
B	Public	11848 7	2231734 66	0	0	223173 466	46.43	2231 7346 6	0	223 173 466	46.43	0	46.43	0	0			20609542 9
C	Non Promoter- Non Public	0	0	0	0	0	0	0	0	0	0		0	0	0	0	0	0
C1	Shares underlying DRs	0	0	0	0	0	0	0	0	0	0	0	0	0	0			0
C2	Shares held by Employee Trusts	0	0	0	0	0	0	0	0	0	0	0	0	0	0			0
	Total	11849 1	4806167 84	0	0	480616 784	100	4806 1678 4	0	480 616 784	100	0	100	0	0			46353874 7




Table II - Statement showing shareholding pattern of the Promoter and Promoter Group

	Category & Name of the Shareholders (I)	PAN (II)	No. of	No. of	Partly	Nos. of	Total	Sharehol	Number of Voting Rights held in each class of securities (IX)				No. of	Shareholdin	Number of		Number of	Number of
			shareh	fully	paid-up	shares	nos.	ding %					Shares	g, as a %	Locked in	Shares	equity	
			older	paid	equity	underlying	shares	calculate					Underlying	assuming	shares	pledged or	shares held	
			(III)	up	shares	Depository	held	d as per					Outstanding	full	(XII)	otherwise	in	
			equity	held	Receipts	(VII) =	SCRR,					convertible	conversion		encumbered	dematerializ		
			share	(V)	(VI)	IV+V+VI)	1957					securities	of		(XIII)	ed form		
s held	(IV)					As a % of (A+B+C2) (VIII)	No of Voting Rights			Total as a % of Total Voting rights	(including Warrants) (X)	convertible securities (XI) = (VII)+(X) as a % of A+B+C2	No. (a)	As a % of total Shares held (b)	No. (a)	As a % of total share s held (b)	(XIV)	
							Class X	Class Y	Tot al									
1	Indian		0	0	0	0	0	0	0	0	0	0	0	0	0	0		0
a	Individuals/Hindu undivided Family		3	21007	0	0	21007	0	21007	0	21007	0	0	0	0	0		21007
	JINAL SUDHIR MEHTA			8000	0	0	8000	0	8000	0	8000	0	0	0	0	0		8000
	SAMIR UTTAMLAL MEHTA			6125	0	0	6125	0	6125	0	6125	0	0	0	0	0		6125
	SUDHIR UTTAMLAL MEHTA			6882	0	0	6882	0	6882	0	6882	0	0	0	0	0		6882
b	Central Government/ State Government(s)		0	0	0	0	0	0	0	0	0	0	0	0	0	0		0
c	Financial Institutions/ Banks		0	0	0	0	0	0	0	0	0	0	0	0	0	0		0
d	Any Other		1	25742	0	0	257422	53.56	257420	257	53.56	0	53.56	0	0			25742231

	(specify)		2311		311		2311		422 311							1
		1	257420 2311	0	257422 311	53.56	257420 2311	257 422 311	53.56	0	53.56	0	0			25742231 1
	Torrent Private Limited		257420 2311	0	257422 311	53.56	257420 2311	257 422 311	53.56	0	53.56	0	0			25742231 1
	Sub-Total (A)(1)	4	257440 3318	0	257443 318	53.56	257440 3318	257 443 318	53.56	0	53.56	0	0			25744331 8
2	Foreign	0	0	0	0	0	0	0	0	0	0	0	0			0
a	Individuals (Non- Resident Individuals/ Foreign Individuals)	0	0	0	0	0	0	0	0	0	0	0	0			0
b	Government	0	0	0	0	0	0	0	0	0	0	0	0			0
c	Institutions	0	0	0	0	0	0	0	0	0	0	0	0			0
d	Foreign Portfolio Investor	0	0	0	0	0	0	0	0	0	0	0	0			0
e	Any Other (specify)	0	0	0	0	0	0	0	0	0	0	0	0			0
	Sub-Total (A)(2)	0	0	0	0	0	0	0	0	0	0	0	0			0
	Total Shareholding of Promoter and Promoter Group (A)= (A)(1)+(A)(2)	4	257440 3318	0	257443 318	53.56	257440 3318	257 443 318	53.56	0	53.56	0	0			25744331 8


Table III - Statement showing shareholding pattern of the Public shareholder



	Category & Name of the Shareholders (I)	PAN (II)	Nos. of share holder (III)	No. of fully paid up equity share s held (IV)	Partly paid-up equity shares held (V)	Nos. of shares underlying Depository Receipts (VI)	Total nos. shares held VII = IV+V+VI	Sharehol ding % calculate d as per SCRR, 1957 As a % of (A+B+C2) VIII	Number of Voting Rights held in each class of securities (IX)			No. of Shares Underlying Outstanding convertible securities (including Warrants) (X)	Total shareholdin g, as a % assuming full conversion of convertible securities (as a percentage of diluted share capital) (XI)	Number of Locked in shares (XII)		Number of Shares pledged or otherwise encumbered (XIII)		Number of equity shares held in dematerializ ed form (XIV)	
									No of Voting Rights					Total as a % of Total Voting rights	No. (a)	As a % of total Shar es held (b)	No. (No t ap pli ca ble ) (a)		As a % of total share s held (Not applic able) (b)
									Class X	Class Y	Tot al								
1	Institutions		0	0	0	0	0	0	0	0	0	0	0	0	0	0	0	0	
a	Mutual Funds/		47	286140730	0	0	28614730	5.95	286140730	28614730	5.95	0	5.95	0	0			28614615	
	AXIS MUTUAL FUND TRUSTEE LIMITED - A/C AXIS MUTUAL FUND A/C AXIS LONG TERM EQUITY FUND		1	13871616	0	0	13871616	2.89	13871616	13871616	2.89	0	2.89	0	0			13871616	
b	Venture Capital Funds		0	0	0	0	0	0	0	0	0	0	0	0	0			0	
c	Alternate Investment Funds		0	0	0	0	0	0	0	0	0	0	0	0	0			0	
d	Foreign Venture Capital Investors		0	0	0	0	0	0	0	0	0	0	0	0	0			0	
e	Foreign Portfolio Investors		111	32537806	0	0	32537806	6.77	32537806	32537806	6.77	0	6.77	0	0			32537806	



f	Financial Institutions/ Banks	53	497810390	0	49781390	10.36	49781390	49781390	10.36	0	10.36	0	0		49683004
	GENERAL INSURANCE CORPORATION OF INDIA	1	74000000	0	7400000	1.54	74000000	74000000	1.54	0	1.54	0	0		7400000
	LIFE INSURANCE CORPORATION OF INDIA	1	298860827	0	29886827	6.22	298860827	29886827	6.22	0	6.22	0	0		29886827
	THE NEW INDIA ASSURANCE COMPANY LIMITED	1	76341064	0	7634164	1.59	76341064	7634164	1.59	0	1.59	0	0		7634164
g	Insurance Companies	0	0	0	0	0	0	0	0	0	0	0	0		0
h	Provident Funds/ Pension Funds	0	0	0	0	0	0	0	0	0	0	0	0		0
i	Any Other (specify)	0	0	0	0	0	0	0	0	0	0	0	0		0
	Sub-Total (B)(1)	211	1109303926	0	110933926	23.08	1109303926	110933926	23.08	0	23.08	0	0		110835425
2	Central Government/ State Government(s) ) / President of India	3	70587096	0	7058796	1.47	70587096	7058796	1.47	0	1.47	0	0		900
	THE	1	705700	0	705705	1.47	705700	705705	1.47	0	1.47	0	0		0



	GOVERNOR OF GUJARAT		50		0	50	705 0										
	Sub-Total (B)(2)	3	70587 96	0	0	705879 6	1.47	705870 96	705 879 6	1.47	0	1.47	0	0			900
3	Non- institutions	0	0	0	0	0	0	0	0	0	0	0	0	0	0	0	0
a	Individuals -	11092 3	42554 470	0	0	425544 70	8.85	425540 470	425 544 70	8.85	0	8.85	0	0	0	0	32862587
i	Individual shareholders holding nominal share capital up to Rs. 2 lakhs.	11074 9	33709 824	0	0	337098 24	7.01	337090 824	337 098 24	7.01	0	7.01	0	0			25357069
ii	Individual shareholders holding nominal share capital in excess of Rs. 2 lakhs.	174	88446 46	0	0	884464 6	1.84	884460 46	884 464 6	1.84	0	1.84	0	0			7505518
b	NBFCs registered with RBI	0	0	0	0	0	0	0	0	0	0	0	0	0			0
c	Employee Trusts	0	0	0	0	0	0	0	0	0	0	0	0	0			0
d	Overseas Depositories (holding DRs) (balancing figure)	0	0	0	0	0	0	0	0	0	0	0	0	0			0
e	Any Other (specify)	7350	62626 274	0	0	626262 74	13.03	626260 274	626 262 74	13.03	0	13.03	0	0			62396517

Trust	26	1632306	0	163236	.03	1632306	163236	.03	0	.03	0	0		163236
Hindu Undivided Family	1776	1276881	0	1276881	.27	1276881	1276881	.27	0	.27	0	0		1276881
Overseas Corporate Bodies	1	3860000	0	3860000	.8	3860000	3860000	.8	0	.8	0	0		3860000
Non-Resident Indian (NRI)	4426	926597	0	926597	.19	926597	926597	.19	0	.19	0	0		696865
Clearing member	395	1075204	0	1075204	.22	1075204	1075204	.22	0	.22	0	0		1075204
Body Corporate	695	55246409	0	55246409	11.49	55246409	55246409	11.49	0	11.49	0	0		55246409
Gujarat State Investments Limited	0	46871621	0	46871621	9.75	46871621	46871621	9.75	0	9.75	0	0		46871621
Other	31	77947	0	77947	.02	77947	77947	.02	0	.02	0	0		77922
Sub-Total (B)(3)	118273	105180744	0	105180744	21.88	105180744	105180744	21.88	0	21.88	0	0		95259104
Total Public Shareholding (B)= (B)(1)+(B)(2)+(B)(3)	118487	2231703466	0	2231703466	46.43	2231703466	2231703466	46.43	0	46.43	0	0		206095429




Table IV - Statement showing shareholding pattern of the Non Promoter- Non Public shareholder

Category & Name of the Shareholders (I)	PAN (II)	No. of shareholder (III)	No. of fully paid up equity shares held (IV)	Partly paid-up equity shares held (V)	Nos. of shares underlying Depository Receipts (VI)	Total no. shares held (VII = IV+V+VI)	Shareholding % calculate as per SCRR, 1957 As a % of (A+B+C2) (VIII)	Number of Voting Rights held in each class of securities (IX)				No. of Shares Underlying Outstanding convertible securities (including Warrants) (X)	Total shareholding, as a % assuming full conversion of convertible securities (XI)	Number of Locked in shares (XII)		Number of Shares pledged or otherwise encumbered (XIII)		Number of equity shares held in dematerialized form (XIV) (Not Applicable)
								No of Voting Rights			Total as a % of Total Voting rights			No.	As a % of total Shares held	No. (Not applicable)	As a % of total shares held (Not applicable)	
								Class X	Class Y	Total								
1	Custodian/DR Holder		0	0	0	0	0	0	0	0	0	0	0	0			0	
2	Employee Benefit Trust (under SEBI (Share based Employee Benefit) Regulations, 2014)		0	0	0	0	0	0	0	0	0	0	0	0	0			0
	Total Non-Promoter-Non Public Shareholding (C)= (C)(1)+(C)(2)		0	0	0	0	0	0	0	0	0	0	0	0	0	0	0	0

Table II- Unclaim Details

Details of Shares which remain unclaimed may be given here along with details such as number of shareholders, outstanding shares held in demat/unclaimed suspense account, voting rights which are frozen etc.	
No. of shareholders	No of share held






Table III- Unclaim Details

Details of Shares which remain unclaimed may be given here along with details such as number of shareholders, outstanding shares held in demat/unclaimed suspense account, voting rights which are frozen etc.	
No. of shareholders	No of share held

Table III- Person in Concert

Details of the shareholders acting as persons in Concert including their Shareholding			
Name of shareholder	Name of PAC	No. of share	Holding %



For TORRENT POWER LIMITED  
  
 COMPANY SECRETARY