


1. Name of Listed Entity :Torrent Power Limited
2. Scrip Code/Name of Scrip/Class of Security: TORNTPOWER
3. Share Holding Pattern Filed under: 31(1)b
4. Share Holding Pattern as on : 31-Mar-2019
5. **Declaration:** The Listed entity is required to submit the following declaration to the extent of submission of information:-


Sr. No.	Particulars	Yes/No	
1	Whether the Listed Entity has issued any partly paid up shares?	No	
2	Whether the Listed Entity has issued any Convertible Securities or Warrants?	No	
3	Whether the Listed Entity has any shares against which depository receipts are issued?	No	
4	Whether the Listed Entity has any shares in locked-in?	No	
5	Whether any shares held by promoters are pledge or otherwise encumbered?	No	
6	Whether the Listed Entity has issued any differential Voting Rights?	No	



Rg C

**Table I - Summary Statement holding of specified securities**


Category (I)	Category of shareholder (II)	Nos. of shareholders (III)	No. of fully paid up equity shares held (IV)	No. of Partly paid-up equity shares held (V)	No. of shares underlying Depository Receipts (VI)	Total nos. shares held (VII) = (IV)+(V)+(VI)	Shareholding as a % of total no. of shares (calculated as per SCRR, 1957) (VIII)	Number of Voting Rights held in each class of securities				No. of Shares Underlying Outstanding convertible securities (including Warrants) (X)	Shareholding, as a % assuming full conversion of convertible securities (as a percentage of diluted share capital) (XI) = (VII)+(X)	Number of Locked in shares (XII)		Number of Shares pledged or otherwise encumbered (XIII)		Number of equity shares held in dematerialized form (XIV)
								(IX)						No. (a)	As a % of total shares held (b)	No. (a)	As a % of total shares held (b)	
								No of Voting Rights			Total as a % of (A+B+C)							
							Class eg: X	Class eg: y	Total	As a % of (A+B+C2)								
A	Promoter & Promoter Group	4	257443318	0	0	257443318	53.57	257443318	0	257443318	53.57	0	53.57	0	0.00			257443318
B	Public	117463	223173466	0	0	223173466	46.43	223173466	0	223173466	46.43	0	46.43	0	0.00			209420173
C	Non Promoter-Non Public	0	0	0	0	0	0.00	0	0	0	0.00	0	0.00	0	0.00			0
C1	Shares underlying DRs	0	0	0	0	0	0.00	0	0	0	0.00	0	0.00	0	0.00			0
C2	Shares held by Employee Trusts	0	0	0	0	0	0.00	0	0	0	0.00	0	0.00	0	0.00			0
	Total	117467	480616784	0	0	480616784	100.00	480616784	0	480616784	100.00	0	100.00	0	0.00			466863491






**Table II - Statement showing shareholding pattern of the Promoter and Promoter Group**

	Category & Name of the Shareholders (I)	PAN (II)	No. of Shareholder (III)	No. of fully paid up equity shares held (IV)	Partly paid-up equity shares held (V)	Nos. of shares underlying Depository Receipts (VI)	Total nos. shares held (VII = IV+V+VI)	Shareholding % calculated as per SCRR, 1957 As a % of (A+B+C2) (VIII)	Number of Voting Rights held in each class of securities (IX)				No. of Shares Underlying outstanding convertible securities (including Warrants) (X)	Shareholding, as a % assuming full conversion of convertible securities (as a percentage of diluted share capital) (XI) = (VII)+(X) as a % of A+B+C2	Number of Locked in shares (XII)		Number of Shares pledged or otherwise encumbered (XIII)		Number of equity shares held in dematerialized form (XIV)
									No of Voting Rights			Total as a % of Total voting rights			No. (a)	As a % of total shares held (b)	No. (a)	As a % of total shares held (b)	
									Class X	Class Y	Total								
1	Indian		0	0	0	0	0	0	0	0	0	0	0	0	0	0			0
a	Individuals/ Hindu undivided Family		3	21007	0	0	21007	0.00	21007	0	21007	0.00	0	0.00	0	0			21007
	JINAL SUDHIR MEHTA			8000	0	0	8000	0.00	8000	0	8000	0.00	0	0.00	0	0			8000
	SAMIR UTTAMLAL MEHTA			6125	0	0	6125	0.00	6125	0	6125	0.00	0	0.00	0	0			6125
	SUDHIR UTTAMLAL MEHTA			6882	0	0	6882	0.00	6882	0	6882	0.00	0	0.00	0	0			6882
b	Central Government/ State Government(s)		0	0	0	0	0	0	0	0	0	0	0	0	0	0			0
c	Financial Institutions/ Banks		0	0	0	0	0	0	0	0	0	0	0	0	0	0			0
d	Any Other (specify)		1	257422311	0	0	257422311	53.56	257422311	0	257422311	53.56	0	53.56	0	0			257422311
	Body Corporate		1	257422311	0	0	257422311	53.56	257422311	0	257422311	53.56	0	53.56	0	0			257422311



23

	Category & Name of the Shareholders (I)	PAN (II)	No. of Shareholder (III)	No. of fully paid up equity shares held (IV)	Partly paid-up equity shares held (V)	Nos. of shares underlying Depository Receipts (VI)	Total nos. shares held (VII = IV+V+VI)	Shareholding % calculated as per SCRR, 1957 As a % of (A+B+C2) (VIII)	Number of Voting Rights held in each class of securities (IX)				No. of Shares Underlying outstanding convertible securities (including Warrants) (X)	Shareholding, as a % assuming full conversion of convertible securities (as a percentage of diluted share capital) (XI) = (VII)+(X) as a % of A+B+C2	Number of Locked in shares (XII)		Number of Shares pledged or otherwise encumbered (XIII)		Number of equity shares held in dematerialized form (XIV)
									No of Voting Rights			Total as a % of Total voting rights			No. (a)	As a % of total shares held (b)	No. (a)	As a % of total shares held (b)	
									Class X	Class Y	Total								
	Torrent Private Limited			257422311	0	0	257422311	53.56	257422311	0	257422311	53.56	0	53.56	0	0			257422311
	Sub-Total (A)(1)		4	257443318	0	0	257443318	53.56	257443318	0	257443318	53.57	0	53.57	0	0			257443318
2	Foreign		0	0	0	0	0	0	0	0	0	0	0	0	0	0			0
a	Individuals (Non-Resident Individuals/ Foreign Individuals)		0	0	0	0	0	0	0	0	0	0	0	0	0	0			0
b	Government		0	0	0	0	0	0	0	0	0	0	0	0	0	0			0
c	Institutions		0	0	0	0	0	0	0	0	0	0	0	0	0	0			0
d	Foreign Portfolio Investor		0	0	0	0	0	0	0	0	0	0	0	0	0	0			0
e	Any Other (specify)		0	0	0	0	0	0	0	0	0	0	0	0	0	0			0
	Sub-Total (A)(2)		0	0	0	0	0	0	0	0	0	0	0	0	0	0			0
	Total Shareholding of Promoter and Promoter Group (A)= (A)(1)+(A)(2)		4	257443318	0	0	257443318	53.57	257443318	0	257443318	53.56	0	53.57	0	0			257443318



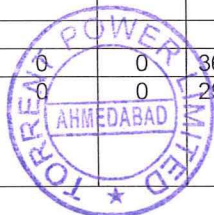
29 1



**Table III - Statement showing shareholding pattern of the Public shareholder**


	Category & Name of the Share-holders (I)	PAN (II)	No. of Share-holder (III)	No. of fully paid up equity shares held (IV)	Partly paid-up equity shares held (V)	Nos. of shares underlying Depository Receipts (VI)	Total nos. shares held (VII = IV+V+VI)	Share-holding % calculated as per SCRR, 1957 As a % of (A+B+C2) (VIII)	Number of Voting Rights held in each class of securities (IX)				No. of Shares Underlying outstanding convertible securities (including Warrants) (X)	Total share-holding, as a % assuming full conversion of convertible securities (as a percentage of diluted share capital) (XI)	Number of Locked in shares (XII)		Number of Shares pledged or otherwise encumbered (XIII)		Number of equity shares held in dematerialized form (XIV)
									No of Voting Rights			Total as a % of Total voting rights			No. (a)	As a % of total shares held (b)	No. (a)	As a % of total shares held (b)	
									Class X	Class Y	Total								
1	Institutions		0	0	0	0	0	0	0	0	0	0	0	0	0	0	0	0	0
a	Mutual Funds/		11	53161122	0	0	53161122	11.06	53161122	0	53161122	11.06	0	11.06	0	0.00			53161122
	Axis Mutual Fund Trustee Limited A/C Axis Mutual Fund A/C Axis Long Term Equity Fund		1	30744585	0	0	30744585	6.40	30744585	0	30744585	6.40	0	6.40	0	0.00			30744585
	Uti-Mid Cap Fund		1	11743690	0	0	11743690	2.44	11743690	0	11743690	2.44	0	2.44	0	0.00			11743690
	Reliance Capital Trustee Co Ltd. A/C Reliance Power & Infra Fund		1	7989229	0	0	7989229	1.66	7989229	0	7989229	1.66	0	1.66	0	0.00			7989229
b	Venture Capital Funds		0	0	0	0	0	0	0	0	0	0	0	0	0	0			0
c	Alternate Investment Funds		0	0	0	0	0	0	0	0	0	0	0	0	0	0			0
d	Foreign Venture Capital Investors		0	0	0	0	0	0	0	0	0	0	0	0	0	0			0
e	Foreign Portfolio Investors		158	37533395	0	0	37533395	7.81	37533395	0	37533395	7.81	0	7.81	0	0.00			37533395
f	Financial		38	23467510	0	0	23467510	4.88	23467510	0	23467510	4.88	0	4.88	0	0.00			23384345

	Category & Name of the Share-holders (I)	PAN (II)	No. of Share-holder (III)	No. of fully paid up equity shares held (IV)	Partly paid-up equity shares held (V)	Nos. of shares underlying Depository Receipts (VI)	Total nos. shares held (VII = IV+V+VI)	Share-holding % calculate d as per SCRR, 1957 As a % of (A+B+C2) (VIII)	Number of Voting Rights held in each class of securities (IX)				No. of Shares Underlying outstanding convertible securities (including Warrants) (X)	Total share-holding, as a % assuming full conversion of convertible securities (as a percentage of diluted share capital) (XI)	Number of Locked in shares (XII)		Number of Shares pledged or otherwise encumbered (XIII)		Number of equity shares held in dematerial-ized form (XIV)
									No of Voting Rights			Total as a % of Total voting rights			No. (a)	As a % of total shares held (b)	No. (a)	As a % of total shares held (b)	
									Class X	Class Y	Total								
	Institutions/ Banks																		
	Life Insurance Corporation Of India		1	14968387	0	0	14968387	3.11	14968387	0	14968387	3.11	0	3.11	0	0.00			14968387
g	Insurance Companies		0	0	0	0	0	0	0	0	0	0	0	0	0	0	0		0
h	Provident Funds/ Pension Funds		0	0	0	0	0	0	0	0	0	0	0	0	0	0			0
i	Any Other (specify)		0	0	0	0	0	0	0	0	0	0	0	0	0	0			0
	Sub-Total (B)(1)		207	114162027	0	0	114162027	23.75	114162027	0	114162027	23.75	0	23.75	0	0.00			114078862
2	Central Government/ State Government(s)/ President of India		3	7058796	0	0	7058796	1.47	7058796	0	7058796	1.47	0	1.47	0	0.00	0	0	900
	THE GOVERNOR OF GUJARAT			7057050	0	0	7057050	1.47	7057050	0	7057050	1.47	0	1.47	0	0.00	0	0	0
	Sub-Total (B)(2)		3	7058796	0	0	7058796	1.47	7058796	0	7058796	1.47	0	1.47	0	0.00	0	0	900
3	Non-institutions																		
A	Individuals -		110225	36771451	0	0	36771451	7.65	36771451	0	36771451	7.65	0	7.65	0	0.00			30251757
i	Individual shareholders holding nominal share capital		110064	29242131	0	0	29242131	6.08	29242131	0	29242131	6.08	0	6.08	0	0.00			23852953






	Category & Name of the Share-holders (I)	PAN (II)	No. of Share-holder (III)	No. of fully paid up equity shares held (IV)	Partly paid-up equity shares held (V)	Nos. of shares underlying Depository Receipts (VI)	Total nos. shares held (VII = IV+V+VI)	Share-holding % calculate d as per SCRR, 1957 As a % of (A+B+C2) (VIII)	Number of Voting Rights held in each class of securities (IX)				No. of Shares Underlying outstanding convertible securities (including Warrants) (X)	Total share-holding, as a % assuming full conversion of convertible securities (as a percentage of diluted share capital) (XI)	Number of Locked in shares (XII)		Number of Shares pledged or otherwise encumbered (XIII)		Number of equity shares held in dematerial-ized form (XIV)
									No of Voting Rights			Total as a % of Total voting rights			No. (a)	As a % of total shares held (b)	No. (a)	As a % of total shares held (b)	
									Class X	Class Y	Total								
	up to Rs. 2 lakhs.																		
ii	Individual shareholders holding nominal share capital in excess of Rs. 2 lakhs.		161	7529320	0	0	759320	1.57	7529320	0	759320	1.57	0	1.57	0	0.00			6398804
b	NBFCs registered with RBI		11	15913	0	0	15913	0.00	15913	0	15913	0.00	0	0.00	0	0.00			15913
c	Employee Trusts		0	0	0	0	0	0	0	0	0	0	0	0	0	0			0
d	Overseas Depositories (holding DRs) balancing figure)		0	0	0	0	0	0	0	0	0	0	0	0	0	0			0
e	Any Other (specify)		7017	65165279	0	0	65165279	13.56	65165279	0	65165279	13.56	0	13.56	0	0.00			65072741
	IEPF		1	1772321	0	0	1772321	0.37	1772321	0	1772321	0.37	0	0.37	0	0.00			1772321
	Trust		31	156644	0	0	156644	0.03	156644	0	156644	0.03	0	0.03	0	0.00			156644
	Foreign Nationals		2	1870	0	0	1870	0.00	1870	0	1870	0.00	0	0.00	0	0.00			1870
	HUF		1743	939429	0	0	939429	0.20	939429	0	939429	0.20	0	0.20	0	0.00			939429
	Overseas Corporate Bodies		1	3860000	0	0	3860000	0.80	3860000	0	3860000	0.80	0	0.80	0	0.00			3860000
	Non- Resident India (NRI)		4550	1021820	0	0	1021820	0.21	1021820	0	1021820	0.21	0	0.21	0	0.00			929307



Rs ✓

	Category & Name of the Share-holders (I)	PAN (II)	No. of Share-holder (III)	No. of fully paid up equity shares held (IV)	Partly paid-up equity shares held (V)	Nos. of shares underlying Depository Receipts (VI)	Total nos. shares held (VII = IV+V+VI)	Share-holding % calculate d as per SCRR, 1957 As a % of (A+B+C2) (VIII)	Number of Voting Rights held in each class of securities (IX)				No. of Shares Underlying outstan- ding conver- tible securitie s (includ- ing Warrants ) (X)	Total share- holding, as a % assuming full conversio n of convertibl e securities (as a percentag e of diluted share capital) (XI)	Number of Locked in shares (XII)		Number of Shares pledged or otherwise encumbered (XIII)		Number of equity shares held in dematerial- ized form (XIV)
									No of Voting Rights			Total as a % of Total voting rights			No. (a)	As a % of total shar es held (b)	No. (a)	As a % of total shares held (b)	
									Class X	Clas s Y	Total								
	Clearing Members		170	628648	0	0	628648	0.13	628648	0	628648	0.13	0	0.13	0	0.00			628648
	Bodies Corporate		517	56783772	0	0	56783772	11.81	56783772	0	56783772	11.81	0	11.81	0	0.00			56783772
	Gujarat State Investments Limited		1	46871621	0	0	46871621	9.75	46871621	0	46871621	9.75	0	9.75	0	0.00			46871621
	HDFC Life Insurance Company Limited		1	6458909	0	0	6458909	1.34	6458909	0	6458909	1.34	0	1.34	0	0.00			6458909
	Foreign Portfolio Investor (Category – III)		1	750	0	0	750	0.00	750	0	750	0.00	0	0.00	0	0.00			750
	others		1	25	0	0	25	0.00	25	0	25	0.00	0	0.00	0	0.00			0
	Sub-Total (B)(3)		117253	101952643	0	0	101952643	21.21	101952643	0	101952643	21.21	0	21.21	0	0.00			95340411
	Total Public Shareholding (B)= (B)(1)+(B)(2)+(B)(3)		117463	223173466	0	0	223173466	46.43	223173466	0	223173466	46.43	0	46.43	0	0.00			209420173




Pg C



**Table IV - Statement showing shareholding pattern of the Non Promoter- Non Public shareholder**

	Category & Name of the Shareholders (I)	PAN (II)	No. of Shareholder (III)	No. of fully paid up equity shares held (IV)	Partly paid-up equity shares held (V)	Nos. of shares underlying Depository Receipts (VI)	Total nos. shares held (VII = IV+V+VI)	Shareholding % calculated as per SCRR, 1957 As a % of (A+B+C2) (VIII)	Number of Voting Rights held in each class of securities (IX)				No. of Shares Underlying outstanding convertible securities (including Warrants) (X)	Shareholding, as a % assuming full conversion of convertible securities (as a percentage of diluted share capital) (XI) = (VII)+(X) as a % of A+B+C2	Number of Locked in shares (XII)		Number of Shares pledged or otherwise encumbered (XIII)		Number of equity shares held in dematerialized form (XIV)
									No of Voting Rights			Total as a % of Total voting rights			No. (a)	As a % of total shares held (b)	No. (a)	As a % of total shares held (b)	
									Class X	Class Y	Total								
1	Custodian/ DR Holder		0	0	0	0	0	0	0	0	0	0	0	0	0	0			0
2	Employee Benefit Trust (under SEBI (Share based Employee Benefit) Regulations, 2014)		0	0	0	0	0	0	0	0	0	0	0	0	0	0			0
	Total Non-Promoter-Non Public Shareholding (C)= (C)(1)+(C)(2)		0	0	0	0	0	0	0	0	0	0	0	0	0	0	0	0	0

**CERTIFIED TRUE COPY**  
For, Torrent Power Limited



**Samir Shah**  
Company Secretary