

1. Name of Listed Entity :Torrent Power Limited
2. Scrip Code/Name of Scrip/Class of Security: TORNTPOWER
3. Share Holding Pattern Filed under: 31(1)b
4. Share Holding Pattern as on : 30-Sep-2018
5. **Declaration:** The Listed entity is required to submit the following declaration to the extent of submission of information:-

Sr. No.	Particulars	Yes/No	
1	Whether the Listed Entity has issued any partly paid up shares?	No	
2	Whether the Listed Entity has issued any Convertible Securities or Warrants?	No	
3	Whether the Listed Entity has any shares against which depository receipts are issued?	No	
4	Whether the Listed Entity has any shares in locked-in?	No	
5	Whether any shares held by promoters are pledge or otherwise encumbered?	No	
6	Whether the Listed Entity has issued any differential Voting Rights?	No	



Chinnir Waleh

Table I - Summary Statement holding of specified securities

Category (I)	Category of shareholder (II)	Nos. of shareholders (III)	No. of fully paid up equity shares held (IV)	No. of Partly paid-up equity shares held (V)	No. of shares underlying Depository Receipts (VI)	Total nos. shares held (VII) = (IV)+(V)+(VI)	Shareholding as a % of total no. of shares (calculated as per SCRR, 1957) (VIII)	Number of Voting Rights held in each class of securities				No. of Shares Underlying Outstanding convertible securities (including Warrants) (X)	Shareholding, as a % assuming full conversion of convertible securities (as a percentage of diluted share capital) (XI)= (VII)+(X)	Number of Locked in shares (XII)		Number of Shares pledged or otherwise encumbered (XIII)		Number of equity shares held in dematerialized form (XIV)
								(IX)										
								As a % of (A+B+C2)	No of Voting Rights									
							Class eg: X		Class eg:y	Total								
A	Promoter & Promoter Group	4	257443318	0	0	257443318	53.57	257443318	0	257443318	53.57	0	53.57	0	0.00			257443318
B	Public	120917	223173466	0	0	223173466	46.43	223173466	0	223173466	46.43	0	46.43	0	0.00			208635039
C	Non Promoter-Non Public	0	0	0	0	0		0	0	0	0.00	0		0	0.00			0
C1	Shares underlying DRs	0	0	0	0	0		0	0	0	0.00	0		0	0.00			0
C2	Shares held by Employee Trusts	0	0	0	0	0	0.00	0	0	0	0.00	0	0.00	0	0.00			0
	Total	120921	480616784	0	0	480616784	100.00	480616784	0	480616784	100.00	0	100.00	0	0.00			466078357




Table II - Statement showing shareholding pattern of the Promoter and Promoter Group

	Category & Name of the Shareholders (I)	PAN (II)	No. of Shareholder (III)	No. of fully paid up equity shares held (IV)	Partly paid-up equity shares held (V)	Nos. of shares underlying Depository Receipts (VI)	Total nos. shares held (VII = IV+V+VI)	Shareholding % calculate d as per SCRR, 1957 As a % of (A+B+C2) (VIII)	Number of Voting Rights held in each class of securities (IX)				No. of Shares Underlying outstanding convertible securities (including Warrants) (X)	Shareholding, as a % assuming full conversion of convertible securities (as a percentage of diluted share capital) (XI) = (VII)+(X) as a % of A+B+C2	Number of Locked in shares (XII)		Number of Shares pledged or otherwise encumbered (XIII)		Number of equity shares held in dematerial ized form (XIV)
									No of Voting Rights			Total as a % of Total voting rights			No. (a)	As a % of total shar es held (b)	No. (a)	As a % of total shares held (b)	
									Class X	Class Y	Total								
1	Indian		0	0	0	0	0	0	0	0	0	0	0	0	0	0			0
a	Individuals/ Hindu undivided Family		3	21007	0	0	21007	0.00	21007	0	21007	0.00	0	0.00	0	0			21007
	JINAL SUDHIR MEHTA			8000	0	0	8000	0.00	8000	0	8000	0.00	0	0.00	0	0			8000
	SAMIR UTTAMLAL MEHTA			6125	0	0	6125	0.00	6125	0	6125	0.00	0	0.00	0	0			6125
	SUDHIR UTTAMLAL MEHTA			6882	0	0	6882	0.00	6882	0	6882	0.00	0	0.00	0	0			6882
b	Central Government/ State Government(s)		0	0	0	0	0	0	0	0	0	0	0	0	0	0			0
c	Financial Institutions/ Banks		0	0	0	0	0	0	0	0	0	0	0	0	0	0			0
d	Any Other (specify)		1	257422311	0	0	257422311	53.56	257422311	0	257422311	53.56	0	53.56	0	0			257422311
	Body Corporate		1	257422311	0	0	257422311	53.56	257422311	0	257422311	53.56	0	53.56	0	0			257422311

	Category & Name of the Shareholders (I)	PAN (II)	No. of Shareholder (III)	No. of fully paid up equity shares held (IV)	Partly paid-up equity shares held (V)	Nos. of shares underlying Depository Receipts (VI)	Total nos. shares held (VII = IV+V+VI)	Shareholding % calculate d as per SCRR, 1957 As a % of (A+B+C2) (VIII)	Number of Voting Rights held in each class of securities (IX)				No. of Shares Underlying outstanding convertible securities (including Warrants) (X)	Shareholding, as a % assuming full conversion of convertible securities (as a percentage of diluted share capital) (XI) = (VII)+(X) as a % of A+B+C2	Number of Locked in shares (XII)		Number of Shares pledged or otherwise encumbered (XIII)		Number of equity shares held in dematerial-ized form (XIV)
									No of Voting Rights			Total as a % of Total voting rights			No. (a)	As a % of total shar es held (b)	No. (a)	As a % of total shares held (b)	
									Class X	Class Y	Total								
	Torrent Private Limited			257422311	0	0	257422311	53.56	257422311	0	257422311	53.56	0	53.56	0	0			257422311
	Sub-Total (A)(1)		4	257443318	0	0	257443318	53.56	257443318	0	257443318	53.56	0	53.56	0	0			257443318
2	Foreign		0	0	0	0	0	0	0	0	0	0	0	0	0	0			0
a	Individuals (Non-Resident Individuals/ Foreign Individuals)		0	0	0	0	0	0	0	0	0	0	0	0	0	0			0
b	Government		0	0	0	0	0	0	0	0	0	0	0	0	0	0			0
c	Institutions		0	0	0	0	0	0	0	0	0	0	0	0	0	0			0
d	Foreign Portfolio Investor		0	0	0	0	0	0	0	0	0	0	0	0	0	0			0
e	Any Other (specify)		0	0	0	0	0	0	0	0	0	0	0	0	0	0			0
	Sub-Total (A)(2)		0	0	0	0	0	0	0	0	0	0	0	0	0	0			0
	Total Shareholding of Promoter and Promoter Group (A)= (A)(1)+(A)(2)		4	257443318	0	0	257443318	53.56	257443318	0	257443318	53.56	0	53.56	0	0			257443318






Table III - Statement showing shareholding pattern of the Public shareholder

	Category & Name of the Shareholders (I)	PAN (II)	No. of Shareholder (III)	No. of fully paid up equity shares held (IV)	Partly paid-up equity shares held (V)	Nos. of shares underlying Depository Receipts (VI)	Total nos. shares held (VII = IV+V+VI)	Shareholding % calculate d as per SCRR, 1957 As a % of (A+B+C2) (VIII)	Number of Voting Rights held in each class of securities (IX)				No. of Shares Underlying outstanding convertible securities (including Warrants) (X)	Total shareholding, as a % assuming full conversion of convertible securities (as a percentage of diluted share capital) (XI)	Number of Locked in shares (XII)		Number of Shares pledged or otherwise encumbered (XIII)		Number of equity shares held in dematerialized form (XIV)
									No of Voting Rights			Total as a % of Total voting rights			No. (a)	As a % of total shares held (b)	No. (a)	As a % of total shares held (b)	
									Class X	Class Y	Total								
1	Institutions		0	0	0	0	0	0	0	0	0	0	0	0	0	0	0	0	0
a	Mutual Funds/		15	45224394	0	0	45224394	9.41	45224394	0	45224394	9.41	0	9.41	0	0.00			45224394
	Axis Mutual Fund Trustee Limited A/C Axis Mutual Fund A/C Axis Long Term Equity Fund		1	20835553	0	0	20835553	4.34	20835553	0	20835553	4.34	0	4.34	0	0.00			20835553
	Uti-Mid Cap Fund		1	11529524	0	0	11529524	2.40	11529524	0	11529524	2.40	0	2.40	0	0.00			11529524
	Reliance Capital Trustee Company Limited A/C Reliance Vision Fund		1	10162730	0	0	10162730	2.11	10162730	0	10162730	2.11	0	2.11	0	0.00			10162730
b	Venture Capital Funds		0	0	0	0	0	0	0	0	0	0	0	0	0	0			0
c	Alternate Investment Funds		0	0	0	0	0	0	0	0	0	0	0	0	0	0			0
d	Foreign Venture		0	0	0	0	0	0	0	0	0	0	0	0	0	0			0



	Category & Name of the Shareholders (I)	PAN (II)	No. of Shareholder (III)	No. of fully paid up equity shares held (IV)	Partly paid-up equity shares held (V)	Nos. of shares underlying Depository Receipts (VI)	Total nos. shares held (VII = IV+V+VI)	Shareholding % calculate d as per SCRR, 1957 As a % of (A+B+C2) (VIII)	Number of Voting Rights held in each class of securities (IX)				No. of Shares Underlying outstanding convertible securities (including Warrants) (X)	Total shareholding, as a % assuming full conversion of convertible securities (as a percentage of diluted share capital) (XI)	Number of Locked in shares (XII)		Number of Shares pledged or otherwise encumbered (XIII)		Number of equity shares held in dematerialized form (XIV)
									No of Voting Rights			Total as a % of Total voting rights			No. (a)	As a % of total shares held (b)	No. (a)	As a % of total shares held (b)	
									Class X	Class Y	Total								
	Capital Investors																		
e	Foreign Portfolio Investors		138	27786024	0	0	27786024	5.78	27786024	0	27786024	5.78	0	5.78	0	0.00			27786024
f	Financial Institutions/ Banks		36	41689625	0	0	41689625	8.67	41689625	0	41689625	8.67	0	8.67	0	0.00			41606460
	Life Insurance Corporation Of India		1	28438469	0	0	28438469	5.92	28438469	0	28438469	5.92	0	5.92	0	0.00			28438469
	General Insurance Corporation Of India		1	5561987	0	0	5561987	1.16	5561987	0	5561987	1.16	0	1.16	0	0.00			5561987
g	Insurance Companies		0	0	0	0	0	0	0	0	0	0	0	0	0	0	0	0	0
h	Provident Funds/ Pension Funds		0	0	0	0	0	0	0	0	0	0	0	0	0	0			0
i	Any Other (specify)		0	0	0	0	0	0	0	0	0	0	0	0	0	0			0
	Sub-Total (B)(1)		189	114700043	0	0	114700043	23.87	114700043	0	114700043	23.87	0	23.87	0	0.00			114616878
2	Central Government/ State Government(s)/ President		3	7058796	0	0	7058796	1.47	7058796	0	7058796	1.47	0	1.47	0	0.00	0	0	900



[illegible]

	Category & Name of the Shareholders (I)	PAN (II)	No. of Shareholder (III)	No. of fully paid up equity shares held (IV)	Partly paid-up equity shares held (V)	Nos. of shares underlying Depository Receipts (VI)	Total nos. shares held (VII = IV+V+VI)	Shareholding % calculated as per SCRR, 1957 As a % of (A+B+C2) (VIII)	Number of Voting Rights held in each class of securities (IX)				No. of Shares Underlying outstanding convertible securities (including Warrants) (X)	Total shareholding, as a % assuming full conversion of convertible securities (as a percentage of diluted share capital) (XI)	Number of Locked in shares (XII)		Number of Shares pledged or otherwise encumbered (XIII)		Number of equity shares held in dematerialized form (XIV)
									No of Voting Rights			Total as a % of Total voting rights			No. (a)	As a % of total shares held (b)	No. (a)	As a % of total shares held (b)	
									Class X	Class Y	Total								
	(holding DRs) balancing figure)																		
e	Any Other (specify)		7126	63326887	0	0	63326887	13.18	63326887	0	63326887	13.18	0	13.18	0	0.00			63233346
	IEPF		1	1685395	0	0	1685395	0.35	1685395	0	1685395	0.35	0	0.35	0	0.00			1685395
	Trust		30	149440	0	0	149440	0.03	149440	0	149440	0.03	0	0.03	0	0.00			149440
	Foreign Nationals		30	77623	0	0	77623	0.02	77623	0	77623	0.02	0	0.02	0	0.00			77623
	HUF		1830	978618	0	0	978618	0.20	978618	0	978618	0.20	0	0.20	0	0.00			978618
	Overseas Corporate Bodies		1	3860000	0	0	3860000	0.80	3860000	0	3860000	0.80	0	0.80	0	0.00			3860000
	Non-Resident India (NRI)		4506	876860	0	0	876860	0.18	876860	0	876860	0.18	0	0.18	0	0.00			783344
	Clearing Members		195	889525	0	0	889525	0.19	889525	0	889525	0.19	0	0.19	0	0.00			889525
	Bodies Corporate		532	54809401	0	0	54809401	11.40	54809401	0	54809401	11.40	0	11.40	0	0.00			54809401
	Gujarat State Investments Limited		1	46871621	0	0	46871621	9.75	46871621	0	46871621	9.75	0	9.75	0	0.00			46871621
	HDFC Standard Life Insurance Company Limited		1	5683818	0	0	5683818	1.18	5683818	0	5683818	1.18	0	1.18	0	0.00			5683818
	others		1	25	0	0	25	0.00	25	0	25	0.00	0	0.00	0	0.00			0
	Sub-Total		120725	101414627	0	0	101414627	21.10	101414627	0	101414627	21.10	0	21.10	0	0.00			94017261

Category & Name of the Shareholders (I)	PAN (II)	No. of Shareholder (III)	No. of fully paid up equity shares held (IV)	Partly paid-up equity shares held (V)	Nos. of shares underlying Depository Receipts (VI)	Total nos. shares held (VII = IV+V+VI)	Shareholding % calculated as per SCRR, 1957 As a % of (A+B+C2) (VIII)	Number of Voting Rights held in each class of securities (IX)				No. of Shares Underlying outstanding convertible securities (including Warrants) (X)	Total shareholding, as a % assuming full conversion of convertible securities (as a percentage of diluted share capital) (XI)	Number of Locked in shares (XII)		Number of Shares pledged or otherwise encumbered (XIII)		Number of equity shares held in dematerialized form (XIV)
								No of Voting Rights			Total as a % of Total voting rights			No. (a)	As a % of total shares held (b)	No. (a)	As a % of total shares held (b)	
								Class X	Class Y	Total								
(B)(3)																		
Total Public Shareholding (B)= (B)(1)+(B)(2)+(B)(3)		120917	223173466	0	0	223173466	46.43	223173466	0	223173466	46.43	0	46.43	0	0.00			208635039




Table IV - Statement showing shareholding pattern of the Non Promoter- Non Public shareholder

	Category & Name of the Shareholders (I)	PAN (II)	No. of Shareholder (III)	No. of fully paid up equity shares held (IV)	Partly paid-up equity shares held (V)	Nos. of shares underlying Depository Receipts (VI)	Total nos. shares held (VII = IV+V+VI)	Shareholding % calculated as per SCRR, 1957 As a % of (A+B+C2) (VIII)	Number of Voting Rights held in each class of securities (IX)				No. of Shares Underlying outstanding convertible securities (including Warrants) (X)	Shareholding, as a % assuming full conversion of convertible securities (as a percentage of diluted share capital) (XI) = (VII)+(X) as a % of A+B+C2	Number of Locked in shares (XII)		Number of Shares pledged or otherwise encumbered (XIII)		Number of equity shares held in dematerialized form (XIV)
									No of Voting Rights			Total as a % of Total voting rights			No. (a)	As a % of total shares held (b)	No. (a)	As a % of total shares held (b)	
									Class X	Class Y	Total								
1	Custodian/ DR Holder		0	0	0	0	0	0	0	0	0	0	0	0	0	0			0
2	Employee Benefit Trust (under SEBI (Share based Employee Benefit) Regulations, 2014)		0	0	0	0	0	0	0	0	0	0	0	0	0	0			0
	Total Non-Promoter-Non Public Shareholding (C)= (C)(1)+(C)(2)		0	0	0	0	0	0	0	0	0	0	0	0	0	0	0	0	0

For, Torrent Power Limited

Samir Shah

Samir Shah
Company Secretary