

**VISUAL PERCEPT SOLAR PROJECTS PRIVATE LIMITED**

# Price Waterhouse Chartered Accountants LLP

## Independent Auditor's Report

To the Members of Visual Percept Solar Projects Private Limited

## Report on the Audit of the Financial Statements

### Opinion

1. We have audited the accompanying financial statements of Visual Percept Solar Projects Private Limited ("the Company"), which comprise the Balance Sheet as at March 31, 2023, and the Statement of Profit and Loss (including Other Comprehensive Income), the Statement of Changes in Equity and the Statement of Cash Flows for the year then ended, and notes to the financial statements, including a summary of significant accounting policies and other explanatory information.
2. In our opinion and to the best of our information and according to the explanations given to us, the aforesaid financial statements give the information required by the Companies Act, 2013 ("the Act") in the manner so required and give a true and fair view in conformity with the accounting principles generally accepted in India, of the state of affairs of the Company as at March 31, 2023, and total comprehensive income (comprising of profit and other comprehensive income), changes in equity and its cash flows for the year then ended.

### Basis for Opinion

3. We conducted our audit in accordance with the Standards on Auditing (SAs) specified under Section 143(10) of the Act. Our responsibilities under those Standards are further described in the "Auditor's Responsibilities for the Audit of the Financial Statements" section of our report. We are independent of the Company in accordance with the Code of Ethics issued by the Institute of Chartered Accountants of India together with the ethical requirements that are relevant to our audit of the financial statements under the provisions of the Act and the Rules thereunder, and we have fulfilled our other ethical responsibilities in accordance with these requirements and the Code of Ethics. We believe that the audit evidence we have obtained is sufficient and appropriate to provide a basis for our opinion.

### Other Information

4. The Company's Board of Directors is responsible for the other information. The other information comprises the information included in the Board report, but does not include the financial statements and our auditor's report thereon.

Our opinion on the financial statements does not cover the other information and we do not express any form of assurance conclusion thereon.

In connection with our audit of the financial statements, our responsibility is to read the other information and, in doing so, consider whether the other information is materially inconsistent with the financial statements or our knowledge obtained in the audit or otherwise appears to be materially misstated. If, based on the work we have performed, we conclude that there is a material misstatement of this other information, we are required to report that fact.

We have nothing to report in this regard.



Price Waterhouse Chartered Accountants LLP, 1701, 17th Floor, Shapath V, Opp. Karnavati Club, S G Highway  
Ahmedabad - 380 051, Gujarat, India  
T: +91 (79) 6924 7000, F: +91 (79) 6924 7082

Registered office and Head office: 11-A, Vishnu Digamber Marg, Sucheta Bhawan, Gate No 2, 1st Floor, New Delhi - 110002

Price Waterhouse (a Partnership Firm) converted into Price Waterhouse Chartered Accountants LLP (a Limited Liability Partnership with LLP identity no: LLPIN AAC-5001) with effect from July 25, 2014. Post its conversion to Price Waterhouse Chartered Accountants LLP, its ICAI registration number is 012754N/N500016 (ICAI registration number before conversion was 012754N)

# Price Waterhouse Chartered Accountants LLP

## INDEPENDENT AUDITOR'S REPORT

To the Members of Visual Percept Solar Projects Private Limited  
Report on Audit of the Financial Statements  
Page 2 of 5

### Responsibilities of management and those charged with governance for the financial statements

5. The Company's Board of Directors is responsible for the matters stated in Section 134(5) of the Act with respect to the preparation of these financial statements that give a true and fair view of the financial position, financial performance, changes in equity and cash flows of the Company in accordance with the accounting principles generally accepted in India, including the Accounting Standards specified under Section 133 of the Act. This responsibility also includes maintenance of adequate accounting records in accordance with the provisions of the Act for safeguarding of the assets of the Company and for preventing and detecting frauds and other irregularities; selection and application of appropriate accounting policies; making judgments and estimates that are reasonable and prudent; and design, implementation and maintenance of adequate internal financial controls, that were operating effectively for ensuring the accuracy and completeness of the accounting records, relevant to the preparation and presentation of the financial statements that give a true and fair view and are free from material misstatement, whether due to fraud or error.
6. In preparing the financial statements, management is responsible for assessing the Company's ability to continue as a going concern, disclosing, as applicable, matters related to going concern and using the going concern basis of accounting unless management either intends to liquidate the Company or to cease operations, or has no realistic alternative but to do so. Those Board of Directors are also responsible for overseeing the Company's financial reporting process.

### Auditor's responsibilities for the audit of the financial statements

7. Our objectives are to obtain reasonable assurance about whether the financial statements as a whole are free from material misstatement, whether due to fraud or error, and to issue an auditor's report that includes our opinion. Reasonable assurance is a high level of assurance but is not a guarantee that an audit conducted in accordance with SAs will always detect a material misstatement when it exists. Misstatements can arise from fraud or error and are considered material if, individually or in the aggregate, they could reasonably be expected to influence the economic decisions of users taken on the basis of these financial statements.
8. As part of an audit in accordance with SAs, we exercise professional judgement and maintain professional scepticism throughout the audit. We also:
  - Identify and assess the risks of material misstatement of the financial statements, whether due to fraud or error, design and perform audit procedures responsive to those risks, and obtain audit evidence that is sufficient and appropriate to provide a basis for our opinion. The risk of not detecting a material misstatement resulting from fraud is higher than for one resulting from error, as fraud may involve collusion, forgery, intentional omissions, misrepresentations, or the override of internal control.
  - Obtain an understanding of internal control relevant to the audit in order to design audit procedures that are appropriate in the circumstances. Under Section 143(3)(i) of the Act, we are also responsible for expressing our opinion on whether the Company has adequate internal financial controls with reference to financial statements in place and the operating effectiveness of such controls.
  - Evaluate the appropriateness of accounting policies used and the reasonableness of accounting estimates and related disclosures made by management.



# Price Waterhouse Chartered Accountants LLP

## INDEPENDENT AUDITOR'S REPORT

To the Members of Visual Percept Solar Projects Private Limited  
Report on Audit of the Financial Statements  
Page 3 of 5

- Conclude on the appropriateness of management's use of the going concern basis of accounting and, based on the audit evidence obtained, whether a material uncertainty exists related to events or conditions that may cast significant doubt on the Company's ability to continue as a going concern. If we conclude that a material uncertainty exists, we are required to draw attention in our auditor's report to the related disclosures in the financial statements or, if such disclosures are inadequate, to modify our opinion. Our conclusions are based on the audit evidence obtained up to the date of our auditor's report. However, future events or conditions may cause the Company to cease to continue as a going concern.
  - Evaluate the overall presentation, structure and content of the financial statements, including the disclosures, and whether the financial statements represent the underlying transactions and events in a manner that achieves fair presentation.
9. We communicate with those charged with governance regarding, among other matters, the planned scope and timing of the audit and significant audit findings, including any significant deficiencies in internal control that we identify during our audit.

### Report on other legal and regulatory requirements

10. As required by the Companies (Auditor's Report) Order, 2020 ("the Order"), issued by the Central Government of India in terms of sub-section (11) of Section 143 of the Act, we give in the Annexure B a statement on the matters specified in paragraphs 3 and 4 of the Order, to the extent applicable.
11. As required by Section 143(3) of the Act, we report that:
- (a) We have sought and obtained all the information and explanations which to the best of our knowledge and belief were necessary for the purposes of our audit.
  - (b) In our opinion, proper books of account as required by law have been kept by the Company so far as it appears from our examination of those books.
  - (c) The Balance Sheet, the Statement of Profit and Loss (including other comprehensive income), the Statement of Changes in Equity and the Statement of Cash Flows dealt with by this Report are in agreement with the books of account.
  - (d) In our opinion, the aforesaid financial statements comply with the Accounting Standards specified under Section 133 of the Act.
  - (e) On the basis of the written representations received from the directors as on March 31, 2023, taken on record by the Board of Directors, none of the directors is disqualified as on March 31, 2023, from being appointed as a director in terms of Section 164(2) of the Act.
  - (f) With respect to the adequacy of the internal financial controls with reference to financial statements of the Company and the operating effectiveness of such controls, refer to our separate Report in "Annexure A".
  - (g) With respect to the other matters to be included in the Auditor's Report in accordance with Rule 11 of the Companies (Audit and Auditors) Rules, 2014 (as amended), in our opinion and to the best of our information and according to the explanations given to us:
    - i. The Company does not have any pending litigations which would impact its financial position.



# Price Waterhouse Chartered Accountants LLP

## INDEPENDENT AUDITOR'S REPORT

To the Members of Visual Percept Solar Projects Private Limited  
Report on Audit of the Financial Statements  
Page 4 of 5

- ii. The Company was not required to recognise a provision as at March 31, 2023 under the applicable law or accounting standards, as it does not have any material foreseeable losses on long-term contract. The Company did not have any derivative contracts as at March 31, 2023.
- iii. There were no amounts which were required to be transferred to the Investor Education and Protection Fund by the Company during the year ended March 31, 2023.
- iv. (a) The management has represented that, to the best of its knowledge and belief, as disclosed in the notes to the accounts, no funds have been advanced or loaned or invested (either from borrowed funds or share premium or any other sources or kind of funds) by the Company to or in any other persons or entities, including foreign entities ("Intermediaries"), with the understanding, whether recorded in writing or otherwise, that the Intermediary shall, whether, directly or indirectly, lend or invest in other persons or entities identified in any manner whatsoever by or on behalf of the Company ("Ultimate Beneficiaries") or provide any guarantee, security or the like on behalf of the Ultimate Beneficiaries (Refer Note 44(i) to the financial statements);  
  
(b) The management has represented that, to the best of its knowledge and belief, as disclosed in the notes to the accounts, no funds have been received by the Company from any persons or entities, including foreign entities ("Funding Parties"), with the understanding, whether recorded in writing or otherwise, that the Company shall, whether, directly or indirectly, lend or invest in other persons or entities identified in any manner whatsoever by or on behalf of the Funding Party ("Ultimate Beneficiaries") or provide any guarantee, security or the like on behalf of the Ultimate Beneficiaries (Refer Note 44(i) to the financial statements); and  
  
(c) Based on such audit procedures that we considered reasonable and appropriate in the circumstances, nothing has come to our notice that has caused us to believe that the representations under sub-clause (a) and (b) contain any material misstatement.
- v. The dividend declared and paid during the year by the Company is in compliance with Section 123 of the Act.
- vi. As proviso to Rule 3(1) of the Companies (Accounts) Rules, 2014 (as amended), which provides for books of account to have the feature of audit trail, edit log and related matters in the accounting software used by the Company, is applicable to the Company only with effect from financial year beginning April 1, 2023, the reporting under clause (g) of Rule 11 of the Companies (Audit and Auditors) Rules, 2014 (as amended), is currently not applicable.



# **Price Waterhouse Chartered Accountants LLP**

## **INDEPENDENT AUDITOR'S REPORT**

To the Members of Visual Percept Solar Projects Private Limited  
Report on Audit of the Financial Statements  
Page 5 of 5

12. The Company has not paid/ provided for managerial remuneration during the year ended March 31, 2023. Accordingly, reporting under Section 197(16) of the Act is not applicable to the Company.

For Price Waterhouse Chartered Accountants LLP  
Firm Registration Number: 012754N/N500016

Viren Shah  
Partner  
Membership Number: 046521  
UDIN: 23046521BGYDAT2085

Place: Ahmedabad  
Date: May 22, 2023



# Price Waterhouse Chartered Accountants LLP

## Annexure A to Independent Auditor's Report

Referred to in paragraph 11(f) of the Independent Auditor's Report of even date to the members of Visual Percept Solar Projects Private Limited on the financial statements for the year ended March 31, 2023  
Page 1 of 2

### Report on the Internal Financial Controls with reference to Financial Statements under clause (i) of sub-section 3 of Section 143 of the Act

1. We have audited the internal financial controls with reference to financial statements of Visual Percept Solar Projects Private Limited ("the Company") as of March 31, 2023 in conjunction with our audit of the financial statements of the Company for the year ended on that date.

### Management's Responsibility for Internal Financial Controls

2. The Company's management is responsible for establishing and maintaining internal financial controls based on the internal control over financial reporting criteria established by the Company considering the essential components of internal control stated in the Guidance Note on Audit of Internal Financial Controls Over Financial Reporting ("the Guidance Note") issued by the Institute of Chartered Accountants of India ("ICAI"). These responsibilities include the design, implementation and maintenance of adequate internal financial controls that were operating effectively for ensuring the orderly and efficient conduct of its business, including adherence to company's policies, the safeguarding of its assets, the prevention and detection of frauds and errors, the accuracy and completeness of the accounting records, and the timely preparation of reliable financial information, as required under the Act.

### Auditor's Responsibility

3. Our responsibility is to express an opinion on the Company's internal financial controls with reference to financial statements based on our audit. We conducted our audit in accordance with the Guidance Note and the Standards on Auditing deemed to be prescribed under Section 143(10) of the Act to the extent applicable to an audit of internal financial controls, both applicable to an audit of internal financial controls and both issued by the ICAI. Those Standards and the Guidance Note require that we comply with ethical requirements and plan and perform the audit to obtain reasonable assurance about whether adequate internal financial controls with reference to financial statements was established and maintained and if such controls operated effectively in all material respects.
4. Our audit involves performing procedures to obtain audit evidence about the adequacy of the internal financial controls system with reference to financial statements and their operating effectiveness. Our audit of internal financial controls with reference to financial statements included obtaining an understanding of internal financial controls with reference to financial statements, assessing the risk that a material weakness exists, and testing and evaluating the design and operating effectiveness of internal control based on the assessed risk. The procedures selected depend on the auditor's judgement, including the assessment of the risks of material misstatement of the financial statements, whether due to fraud or error.
5. We believe that the audit evidence we have obtained is sufficient and appropriate to provide a basis for our audit opinion on the Company's internal financial controls system with reference to financial statements.



# **Price Waterhouse Chartered Accountants LLP**

## **Annexure A to Independent Auditor's Report**

Referred to in paragraph 11(f) of the Independent Auditor's Report of even date to the members of Visual Percept Solar Projects Private Limited on the financial statements for the year ended March 31, 2023

Page 2 of 2

### **Meaning of Internal Financial Controls with reference to financial statements**

6. A company's internal financial controls with reference to financial statements is a process designed to provide reasonable assurance regarding the reliability of financial reporting and the preparation of financial statements for external purposes in accordance with generally accepted accounting principles. A company's internal financial controls with reference to financial statements includes those policies and procedures that (1) pertain to the maintenance of records that, in reasonable detail, accurately and fairly reflect the transactions and dispositions of the assets of the company; (2) provide reasonable assurance that transactions are recorded as necessary to permit preparation of financial statements in accordance with generally accepted accounting principles, and that receipts and expenditures of the company are being made only in accordance with authorisations of management and directors of the company; and (3) provide reasonable assurance regarding prevention or timely detection of unauthorised acquisition, use, or disposition of the company's assets that could have a material effect on the financial statements.

### **Inherent Limitations of Internal Financial Controls with reference to financial statements**

7. Because of the inherent limitations of internal financial controls with reference to financial statements, including the possibility of collusion or improper management override of controls, material misstatements due to error or fraud may occur and not be detected. Also, projections of any evaluation of the internal financial controls with reference to financial statements to future periods are subject to the risk that the internal financial controls with reference to financial statements may become inadequate because of changes in conditions, or that the degree of compliance with the policies or procedures may deteriorate.

### **Opinion**

8. In our opinion, the Company has, in all material respects, an adequate internal financial controls system with reference to financial statements and such internal financial controls with reference to financial statements were operating effectively as at March 31, 2023, based on the internal control over financial reporting criteria established by the Company considering the essential components of internal control stated in the Guidance Note issued by ICAI.

For Price Waterhouse Chartered Accountants LLP

Firm Registration Number: 012754N/N500016

Viren Shah

Partner

Membership Number: 046521

UDIN: 23046521BGYDAT2085

Place: Ahmedabad

Date: May 22, 2022



# Price Waterhouse Chartered Accountants LLP

## Annexure B to Independent Auditors' Report

Referred to in paragraph 10 of the Independent Auditors' Report of even date to the members of Visual Percept Solar Projects Private Limited on the financial statements as of and for the year ended March 31, 2023  
Page 1 of 5

- i. (a) (A) The Company is maintaining proper records showing full particulars, including quantitative details and situation, of Property, Plant and Equipment.  
  
(B) The Company is maintaining proper records showing full particulars of Intangible Assets.
- (b) The Property, Plant and Equipment of the Company have been physically verified by the Management during the year and no material discrepancies have been noticed on such verification. In our opinion, the frequency of verification is reasonable.
- (c) The title deeds of all the immovable properties, as disclosed in Note 4 on Property, Plant and Equipment to the financial statements, are held in the name of the Company.
- (d) The Company has chosen cost model for its Property, Plant and Equipment and intangible assets. Consequently, the question of our commenting on whether the revaluation is based on the valuation by a Registered Valuer, or specifying the amount of change, if the change is 10% or more in the aggregate of the net carrying value of each class of Property, Plant and Equipment or intangible assets does not arise.
- (e) Based on the information and explanations furnished to us, no proceedings have been initiated on or are pending against the Company for holding benami property under the Prohibition of Benami Property Transactions Act, 1988 (as amended in 2016) (formerly the Benami Transactions (Prohibition) Act, 1988 (45 of 1988)) and Rules made thereunder, and therefore the question of our commenting on whether the Company has appropriately disclosed the details in its financial statements does not arise.
- ii. (a) The physical verification of inventory has been conducted at reasonable intervals by the Management during the year and, in our opinion, the coverage and procedure of such verification by Management is appropriate. No discrepancies were noticed on physical verification of inventory as compared to book records.
- (b) During the year, the Company has not been sanctioned working capital limits in excess of Rs. 5 crores, in aggregate from banks and financial institutions on the basis of security of current assets and accordingly, the question of our commenting on whether the quarterly returns or statements are in agreement with the unaudited books of account of the Company does not arise.



# Price Waterhouse Chartered Accountants LLP

## Annexure B to Independent Auditors' Report

Referred to in paragraph 10 of the Independent Auditors' Report of even date to the members of Visual Percept Solar Projects Private Limited on the financial statements as of and for the year ended March 31, 2023

Page 2 of 5

- iii. (a) The Company has, during the year, made investments in three mutual fund schemes and granted unsecured loans to a company (Fellow Subsidiary).

The Company has not stood guarantee, or provided security to companies / firms / Limited Liability Partnerships/ other parties.

The aggregate amount during the year, and balance outstanding at the balance sheet date with respect to such loans to parties/ other than subsidiaries, joint ventures and associates are as per the table given below:

(Rs. in lakhs)	
Particulars	Loans
Aggregate amount granted during the year	
- Fellow subsidiary	320.00
Balance outstanding as at balance sheet date in respect of the above case	
- Fellow subsidiary	-

(Also refer Note 38 to the financial statements)

- (b) In respect of the aforesaid investments, loans, the terms and conditions under which such loans were granted and investments were made are not prejudicial to the Company's interest.
- (c) In respect of the aforesaid loans, no schedule for repayment of principal and payment of interest has been stipulated by the Company. Therefore, in the absence of stipulation of repayment terms, we are unable to comment on the regularity of repayment of principal and payment of interest.
- (d) In respect of the aforesaid loans, there is no amount which is overdue for more than ninety days.
- (e) There were no loans which fell due during the year and were renewed/extended. Further, no fresh loans were granted to same parties to settle the existing overdue loans
- (f) Following loans were granted during the year, including to promoters/related parties under Section 2(76), which are repayable on demand

Particular	All Parties	Promoters	Related Parties
Aggregate of loans-Repayable on demand	320	-	320
Percentage of loans/ to the total loans	100%	-	100%

(Also refer Note 38 to the financial statements)

- iv The Company is engaged in providing infrastructural facilities as specified in Schedule VI to the Act and accordingly, the provisions of Section 186, except sub section (1), of the Act are not applicable to the Company. In our opinion, and according to the information and explanations given to us, the Company has complied with the provisions of Sections 185 and 186(1) of the Act in respect of the loans given by it.
- v. The Company has not accepted any deposits or amounts which are deemed to be deposits referred in Sections 73, 74, 75 and 76 of the Act and the Rules framed there under to the extent notified.



# Price Waterhouse Chartered Accountants LLP

## Annexure B to Independent Auditors' Report

Referred to in paragraph 10 of the Independent Auditors' Report of even date to the members of Visual Percept Solar Projects Private Limited on the financial statements as of and for the year ended March 31, 2023

Page 3 of 5

- vi. Pursuant to the rules made by the Central Government of India, the Company is required to maintain cost records as specified under Section 148(1) of the Act in respect of its services. We have broadly reviewed the same and are of the opinion that, prima facie, the prescribed accounts and records have been made and maintained. We have not, however, made a detailed examination of the records with a view to determine whether they are accurate or complete.
- vii. (a) According to the information and explanations given to us and the records of the Company examined by us, in our opinion, the Company is regular in depositing the undisputed statutory dues, including goods and services tax, provident fund, income tax, cess, and other material statutory dues, as applicable, with the appropriate authorities.  
  
(b) According to the information and explanations given to us and the records of the Company examined by us, there are no statutory dues referred to in sub-clause (a) which have not been deposited on account of any dispute.
- viii. According to the information and explanations given to us and the records of the Company examined by us, there are no transactions in the books of account that has been surrendered or disclosed as income during the year in the tax assessments under the Income Tax Act, 1961, that has not been recorded in the books of account.
- ix. (a) As the Company did not have any loans or other borrowings from any lender during the year, the reporting under clause 3(ix)(a) of the Order is not applicable to the Company.  
  
(b) According to the information and explanations given to us and on the basis of our audit procedures, we report that the Company has not been declared Wilful Defaulter by any bank or financial institution or government or any government authority.  
  
(c) According to the records of the Company examined by us and the information and explanations given to us, the Company has not obtained any term loans.  
  
(d) According to the information and explanations given to us, and the procedures performed by us, and on an overall examination of the financial statements of the Company, the Company has not raised funds on short term basis.  
  
(e) According to the information and explanations given to us and procedures performed by us, we report that the Company did not have any subsidiaries, joint ventures or associate companies during the year.  
  
(f) According to the information and explanations given to us and procedures performed by us, we report that the Company did not have any subsidiaries, joint ventures or associate companies during the year.
- x. (a) The Company has not raised any money by way of initial public offer or further public offer (including debt instruments) during the year. Accordingly, the reporting under clause 3(x)(a) of the Order is not applicable to the Company.  
  
(b) The Company has not made any preferential allotment or private placement of shares or fully or partially or optionally convertible debentures during the year. Accordingly, the reporting under clause 3(x)(b) of the Order is not applicable to the Company.



# Price Waterhouse Chartered Accountants LLP

## Annexure B to Independent Auditors' Report

Referred to in paragraph 10 of the Independent Auditors' Report of even date to the members of Visual Percept Solar Projects Private Limited on the financial statements as of and for the year ended March 31, 2023

Page 4 of 5

- xi. (a) During the course of our examination of the books and records of the Company, carried out in accordance with the generally accepted auditing practices in India, and according to the information and explanations given to us, we have neither come across any instance of material fraud by the Company or on the Company, noticed or reported during the year, nor have we been informed of any such case by the Management.
- (b) During the course of our examination of the books and records of the Company, carried out in accordance with the generally accepted auditing practices in India, and according to the information and explanations given to us, a report under Section 143(12) of the Act, in Form ADT-4, as prescribed under rule 13 of Companies (Audit and Auditors) Rules, 2014 was not required to be filed with the Central Government. Accordingly, the reporting under clause 3(xi)(b) of the Order is not applicable to the Company.
- (c) During the course of our examination of the books and records of the Company carried out in accordance with the generally accepted auditing practices in India, and according to the information and explanations given to us, and as represented to us by the management, no whistle-blower complaints have been received during the year by the Company. Accordingly, the reporting under clause 3(xi)(c) of the Order is not applicable to the Company.
- xii. As the Company is not a Nidhi Company and the Nidhi Rules, 2014 are not applicable to it, the reporting under clause 3(xii) of the Order is not applicable to the Company.
- xiii. The Company has entered into transactions with related parties in compliance with the provisions of Section 188 of the Act. The details of such related party transactions have been disclosed in the financial statements as required under Indian Accounting Standard 24 "Related Party Disclosures" specified under Section 133 of the Act. Further, the Company is not required to constitute an Audit Committee under Section 177 of the Act and, accordingly, to this extent, the reporting under clause 3(xiii) of the Order is not applicable to the Company.
- xiv. (a) In our opinion and according to the information and explanation given to us, the Company has an internal audit system commensurate with the size and nature of its business.
- (b) The reports of the Internal Auditor for the period under audit have been considered by us
- xv. The Company has not entered into any non-cash transactions with its directors or persons connected with him. Accordingly, the reporting on compliance with the provisions of Section 192 of the Act under clause 3(xv) of the Order is not applicable to the Company.
- xvi. (a) The Company is not required to be registered under Section 45-IA of the Reserve Bank of India Act, 1934. Accordingly, the reporting under clause 3(xvi)(a) of the Order is not applicable to the Company.
- (b) The Company has not conducted non-banking financial or housing finance activities during the year. Accordingly, the reporting under clause 3(xvi)(b) of the Order is not applicable to the Company.
- (c) The Company is not a Core Investment Company (CIC) as defined in the regulations made by the Reserve Bank of India. Accordingly, the reporting under clause 3(xvi)(c) of the Order is not applicable to the Company.



# Price Waterhouse Chartered Accountants LLP

## Annexure B to Independent Auditors' Report

Referred to in paragraph 10 of the Independent Auditors' Report of even date to the members of Visual Percept Solar Projects Private Limited on the financial statements as of and for the year ended March 31, 2023  
Page 5 of 5

- (d) Based on the information and explanations provided by the management of the Company, the Group has one CICs as part of the Group. We have not, however, separately evaluated whether the information provided by the management is accurate and complete.
- xvii. The Company has not incurred any cash losses in the financial year or in the immediately preceding financial year
- xviii. There has been no resignation of the statutory auditors during the year and accordingly the reporting under clause (xviii) is not applicable.
- xix. According to the information and explanations given to us and on the basis of the financial ratios (Also refer Note 43 to the financial statements), ageing and expected dates of realisation of financial assets and payment of financial liabilities, other information accompanying the financial statements, our knowledge of the Board of Directors and management plans and based on our examination of the evidence supporting the assumptions, nothing has come to our attention, which causes us to believe that any material uncertainty exists as on the date of the audit report that Company is not capable of meeting its liabilities existing at the date of balance sheet as and when they fall due within a period of one year from the balance sheet date. We, however, state that this is not an assurance as to the future viability of the Company.  
We further state that our reporting is based on the facts up to the date of the audit report and we neither give any guarantee nor any assurance that all liabilities falling due within a period of one year from the balance sheet date will get discharged by the Company as and when they fall due.
- xx. As at balance sheet date, the Company does not have any amount remaining unspent under section 135(5) of the Act. Accordingly, reporting under clause 3(xx) of the Order is not applicable.
- xxi. The reporting under clause 3(xxi) of the Order is not applicable in respect of audit of Standalone Financial Statements. Accordingly, no comment in respect of the said clause has been include in this report.

For Price Waterhouse Chartered Accountants LLP  
Firm Registration Number: 012754N/N500016

Viren Shah  
Partner  
Membership Number: 046521  
UDIN : 23046521BGYDAT2085

Place: Ahmedabad  
Date: May 22, 2023

**VISUAL PERCEPT SOLAR PROJECTS PRIVATE LIMITED**
**Balance sheet  
as at March 31, 2023**

		(₹ in Lacs)	
	Notes	As at March 31, 2023	As at March 31, 2022
<b>Assets</b>			
<b>Non-current assets</b>			
Property, plant and equipment	4	13,527.53	15,177.86
Capital work-in-progress	5	4.41	-
Intangible assets	6	0.77	1.70
Financial assets			
Other financial assets	7	2.78	2.75
Non-current tax assets (net)	8	18.74	-
		<b>13,554.23</b>	<b>15,182.31</b>
<b>Current assets</b>			
Inventories	9	77.68	70.57
Financial assets			
Investments	10	4,180.05	-
Trade receivables	11	499.08	550.42
Cash and cash equivalents	12	47.93	55.51
Loans	13	-	1,671.96
Current tax assets (net)	14	16.83	-
Other current assets	15	26.09	30.29
		<b>4,847.66</b>	<b>2,378.75</b>
<b>Total Assets</b>		<b>18,401.89</b>	<b>17,561.06</b>
<b>Equity and liabilities</b>			
<b>Equity</b>			
Equity share capital	16	1,745.00	1,745.00
Other equity	17	15,809.50	14,906.06
		<b>17,554.50</b>	<b>16,651.06</b>
<b>Liabilities</b>			
<b>Non-current liabilities</b>			
Deferred tax liabilities (net)	30	796.28	833.26
		<b>796.28</b>	<b>833.26</b>
<b>Current liabilities</b>			
Financial liabilities			
Borrowings	18	-	0.01
Trade payables	19		
Total outstanding dues of micro and small enterprises		4.28	5.07
Total outstanding dues other than micro and small enterprises		10.45	5.46
Other financial liabilities	20	6.65	6.18
Other current liabilities	21	2.46	3.84
Provisions	22	27.27	28.36
Current tax liabilities (net)	23	-	27.82
		<b>51.11</b>	<b>76.74</b>
<b>Total Equity and liabilities</b>		<b>18,401.89</b>	<b>17,561.06</b>

See accompanying notes forming part of the financial statements

In terms of our report attached

For and on behalf of the Board of Directors

**For Price Waterhouse Chartered Accountants LLP**

Firm Registration Number : 012754N/N500016

**Nisarg Shah**

Director

DIN: 08812336

**Naresh Joshi**

Director

DIN: 09070112

**Viren Shah**

Partner

Membership No.: 046521

**Heli Shah**  
Chief Financial Officer

**Manojkumar Tailor**  
Chief Executive Officer

**Shivani Jain**  
Company Secretary

Place: Ahmedabad

Date: 22.05.2023

Place: Ahmedabad

Date: 22.05.2023





**VISUAL PERCEPT SOLAR PROJECTS PRIVATE LIMITED**
**Statement of Profit and Loss  
for the year ended on March 31, 2023**

(₹ in Lacs)

	Notes	Year ended March 31, 2023	Year ended March 31, 2022
<b>Income</b>			
Revenue from operations	24	5,237.75	5,378.19
Other income	25	191.57	96.26
<b>Total income</b>		<b>5,429.32</b>	<b>5,474.45</b>
<b>Expenses</b>			
Employee benefits expense	26	104.02	98.03
Finance costs	27	0.12	0.01
Depreciation and amortisation expense	28	1,649.34	1,654.05
Other expenses	29	406.19	962.45
<b>Total expenses</b>		<b>2,159.67</b>	<b>2,714.54</b>
<b>Profit before tax</b>		<b>3,269.65</b>	<b>2,759.91</b>
<b>Tax expense</b>			
Current tax	30	570.78	482.16
Deferred tax	30	(36.98)	642.73
		<b>533.80</b>	<b>1,124.89</b>
<b>Profit for the year</b>		<b>2,735.85</b>	<b>1,635.02</b>
<b>Other comprehensive income</b>			
<b>Items that will not be reclassified to profit or loss</b>			
Remeasurement of the defined benefit plans	37	(0.16)	(6.45)
Tax relating to remeasurement of the defined benefit plans		-	-
<b>Other comprehensive income for the year, net of tax</b>		<b>(0.16)</b>	<b>(6.45)</b>
<b>Total comprehensive income for the year</b>		<b>2,735.69</b>	<b>1,628.57</b>
<b>Earning per share</b>			
Basic earnings per share of face value of ₹10 each (in ₹)	35	15.68	9.33
Diluted earnings per share of face value of ₹10 each (in ₹)	35	15.68	9.33
<b>See accompanying notes forming part of the financial statements</b>			

In terms of our report attached

For and on behalf of the Board of Directors

**For Price Waterhouse Chartered Accountants LLP**

Firm Registration Number : 012754N/N500016

**Nisarg Shah**

Director

DIN: 08812336

**Naresh Joshi**

Director

DIN: 09070112

**Viren Shah**

Partner

Membership No.: 046521

**Heli Shah**

Chief Financial Officer

**Manoj Kumar Tailor**

Chief Executive Officer

**Shivani Jain**

Company Secretary

Place: Ahmedabad

Date: 22.05.2023

Place: Ahmedabad

Date: 22.05.2023



**VISUAL PERCEPT SOLAR PROJECTS PRIVATE LIMITED**
**Statement of Cash Flows  
for the year ended March 31, 2023**

			(₹ in Lacs)
	Notes	Year ended March 31,2023	Year ended March 31,2022
<b>Cash flow from operating activities</b>			
Profit before tax		3,269.65	2,759.91
<b>Adjustments for :</b>			
Depreciation and amortisation expense	28	1,649.34	1,654.05
Loss on sale / discarding of property, plant and equipment		1.00	501.61
Gain on disposal of property, plant and equipment	25	(1.19)	-
Obsolete stores and spares written off	29	-	14.07
Unspent liabilities/balances written back		-	(0.59)
Finance costs	27	-	0.01
Interest income	25	(19.78)	(77.14)
Net (gain) / loss arising on current investments in mutual funds measured at fair value through profit or loss	25	(115.51)	-
Gain on sale of Mutual funds	25	(55.08)	(18.49)
<b>Operating profit before working capital changes</b>		<b>4,728.42</b>	<b>4,833.43</b>
<b>Movement in working capital:</b>			
Adjustments for decrease / (increase) in operating assets:			
Inventories	9	(7.11)	18.82
Trade receivables	11	51.34	13.80
Other financial assets	7	(0.04)	5.59
Other assets	15	4.20	(8.24)
Trade payables	19	4.20	(8.17)
Other financial liabilities	20	(1.42)	0.60
Provisions	22	(1.24)	11.71
Other liabilities	21	(1.38)	(0.50)
<b>Cash generated from operations</b>		<b>4,776.99</b>	<b>4,867.04</b>
Taxes paid (net)		(634.16)	(435.77)
<b>Net cash flow generated from operating activities</b>		<b>4,142.83</b>	<b>4,431.27</b>
<b>Cash flow from investing activities</b>			
Payments for property, plant and equipment & intangible assets		(2.52)	(235.34)
Proceeds from sale of property, plant and equipment & intangible assets		2.10	2.06
Loans to related parties		(320.00)	(1,670.00)
Repayment of loans from related parties		1,990.00	-
(Investments) / redemption in bank deposits (net) (maturity more than three months)		-	635.00
Interest received		21.74	68.71
(Purchase of) / proceeds from current investments (net)		(4,009.47)	109.26
<b>Net cash (used in) investing activities</b>		<b>(2,318.14)</b>	<b>(1,090.30)</b>
<b>Cash flow from financing activities</b>			
Proceeds from short-term borrowings from related party		-	50.00
Repayment of short-term borrowings from related party		-	(50.00)
Dividend paid		(1,832.25)	(3,315.50)
Finance costs paid		(0.01)	-
<b>Net cash (used in) financing activities</b>		<b>(1,832.26)</b>	<b>(3,315.50)</b>
<b>Net (decrease)/increase in cash and cash equivalents</b>		<b>(7.58)</b>	<b>25.45</b>
<b>Cash and cash equivalents as at beginning of the year</b>		<b>55.51</b>	<b>30.06</b>
<b>Cash and cash equivalents as at end of the year</b>		<b>47.93</b>	<b>55.51</b>



**Statement of Cash Flows(Contd.)**  
**for the year ended March 31, 2023**

**Notes:**

1. Cash and cash equivalents as at end of the period:

Balance in current accounts	12	47.93	55.51
		<u>47.93</u>	<u>55.51</u>

2. The statement of cash flow has been prepared under the 'Indirect Method' set out in Indian Accounting Standards (Ind AS). See accompanying notes forming part of the financial statements

In terms of our report attached

For and on behalf of the Board of Directors

**For Price Waterhouse Chartered Accountants LLP**

Firm Registration Number : 012754N/N500016

**Nisarg Shah**

Director

DIN: 08812336

**Naresh Joshi**

Director

DIN: 09070112

**Viren Shah**

Partner

Membership No.: 046521

**Heli Shah**

Chief Financial Officer

**Manoj Kumar Tailor**

Chief Executive Officer

**Shivani Jain**

Company Secretary

Place: Ahmedabad

Date: 22.05.2023

Place: Ahmedabad

Date: 22.05.2023



Statement of Changes in Equity  
for the year ended on March 31, 2023

## A. Equity share capital [Refer note 16]

	(₹ in Lacs)
Balance as at April 01, 2021	1,745.00
Changes in equity share capital during the year	-
Balance as at March 31, 2022	1,745.00
Changes in equity share capital during the year	-
Balance as at March 31, 2023	1,745.00

## B. Other equity [Refer note 17]

	Reserves and surplus			(₹ in Lacs)
	Securities Premium	Capital Redemption Reserve	Retained Earnings	Total
Balance as at April 01, 2021	704.40	236.00	15,652.59	16,592.99
Profit for the year	-	-	1,635.02	1,635.02
Other comprehensive income for the year, net of tax	-	-	(6.45)	(6.45)
Total comprehensive income for the year	-	-	1,628.57	1,628.57
Dividend (including interim dividend) paid	-	-	(3,315.50)	(3,315.50)
Balance as at March 31, 2022	704.40	236.00	13,965.66	14,906.06
Profit for the year	-	-	2,735.85	2,735.85
Other comprehensive income for the year, net of tax	-	-	(0.16)	(0.16)
Total comprehensive income for the year	-	-	2,735.69	2,735.69
Dividend (including interim dividend) paid	-	-	(1,832.25)	(1,832.25)
Balance as at March 31, 2023	704.40	236.00	14,869.10	15,809.50

Note:

1. Retained earning includes Rs. 0.16 Lakhs (March 31, 2022 Rs. 6.45 Lakhs) related to re-measurement of defined benefit plans.

## See accompanying notes forming part of the financial statements

In terms of our report attached

For and on behalf of the Board of Directors

For Price Waterhouse Chartered Accountants LLP

Firm Registration Number : 012754N/N500016

Viren Shah

Partner

Membership No.: 046521

Nisarg Shah

Director

DIN: 08812336

Naresh Joshi

Director

DIN: 09070112

Heli Shah

Chief Financial Officer

Manoj Kumar Tailor

Chief Executive Officer

Shivani Jain

Company Secretary

Place: Ahmedabad

Date: 22.05.2023

Place: Ahmedabad

Date: 22.05.2023



**VISUAL PERCEPT SOLAR PROJECTS PRIVATE LIMITED**  
**Notes to the financial statements for the year ended March 31, 2023**

**Note 1. General Information:**

The Company is a wholly owned subsidiary of Torrent Power Limited. The Company is a public company domiciled in India and is incorporated under the provisions of the Companies Act applicable in India. During the year the registered office of the Company has been changed to "Samanvay", 600, Tapovan, Ambawadi, Ahmedabad – 380015 (Gujarat- India).

On February 10, 2022, Torrent Power Limited has entered into a Share Purchase Agreement (SPA) with Blue Daimond Properties Private Limited and Balarampur Chini Mills Limited, for acquisition of 100% of Shares of Visual Percept Solar Projects Private Limited (VPSPPL). On completion of the conditions precedent to SPA, VPSPPL has become wholly owned subsidiary of the Company w.e.f. February 15, 2022.

The company is engaged in the business of generation of Solar power. Electricity generated from the project is being supplied to GUVNL which is a Government of Gujarat undertaking, under a 20 years Power Purchase Agreement which is further extendable by 5 years.

**Note 1 (A) New standards or interpretations adopted by the Company**

The Company will apply the following standard for the first time for its annual reporting period commencing April 01, 2022:

- 1) Ind AS 116, "Property, Plant and Equipment, Investment Property

**Note 2. Significant accounting policies**

**2.1 Basis of preparation:**

- a) Compliance with Ind AS

The financial statements are in compliance, in all material aspects, with Indian Accounting Standards (Ind AS) notified under Section 133 of the Companies Act, 2013 (the Act) read with the [Companies (Indian Accounting Standards) Rules, 2015] and other relevant provisions of the Act and rules made thereunder.


As prescribed by the Ind AS, if the particular Ind AS is not in conformity with the applicable laws, the provisions of the said law shall prevail and financial statements shall be prepared in conformity with such laws. Consequently, the Company has applied this norm while preparing the financial statements.

- b) Historical cost convention

The financial statements have been prepared on an accrual basis under the historical cost convention except for following;

- Certain financial assets and liabilities which have been measured at fair value.

All assets and liabilities have been classified as current or non-current as per the Company's normal operating cycle and other criteria set out in the Schedule III (Division II) to the Companies Act, 2013. Based on the nature of, the Company has ascertained its operating cycle as twelve months for the purpose of current / non- current classification of assets and liabilities.



**c) Current / Non-current classification**

The entity presents assets and liabilities in the balance sheet based on current/non-current classification.

An asset is treated as current when it is:

- a. Expected to be realized or intended to be sold or consumed in the normal operating cycle
- b. Held primarily for the purpose of trading
- c. Expected to be realized within twelve months after the reporting period, or
- d. Cash and cash equivalents unless restricted from being exchanged or used to settle a liability for at least twelve months after the reporting period.

All other assets are classified as non-current.

A liability is current when:

- a. It is expected to be settled in the normal operating cycle
- b. It is held primarily for the purpose of trading
- c. It is due to be settled within twelve months after the reporting period, or
- d. There is no unconditional right to defer the settlement of the liability for at least twelve months after the reporting period. All other liabilities are classified as non-current.

**2.2 Property, plant and equipment:**

Freehold land is carried at historical cost. All other items of property, plant and equipment held for use in the production or supply of goods or services, or for administrative purposes, are stated in the balance sheet at cost less accumulated depreciation and accumulated impairment losses (if any).

Capital work in progress in the course of construction for production, supply or administrative purposes is carried at cost, less any recognised impairment loss. Cost includes purchase price, taxes and duties, and other directly attributable costs incurred upto the date the asset is ready for its intended use. Such property, plant and equipment are classified to the appropriate categories when completed and ready for intended use.

Subsequent cost are included in the asset's carrying amount or recognised as a separate asset, as appropriate, only when it is probable that future economic benefits associated with the item will flow to the Company and the cost of the item can be measured reliably. Subsequent costs relating to day to day servicing of the item are not recognised in the carrying amount of an item of property, plant and equipment; rather, these costs are recognised in profit or loss as incurred.

An item of property, plant and equipment is derecognised upon disposal or when no future economic benefits are expected to arise from the continued use of the asset. Any gain or loss arising on the disposal or retirement of an item of property, plant and equipment is determined as the difference between the sales proceeds and the carrying amount of the asset and is recognised in profit or loss.

**Depreciation methods, estimated useful lives and residual value**

Depreciation commences when the assets are ready for their intended use. Depreciation is provided on additions / deductions of the assets during the period from / up to the month in which the asset is added / deducted. Depreciation is provided to allocate their cost, net of their residual values on a straight line basis using depreciation rates, the methodology and residual value as notified by the respective regulatory bodies in accordance with the Electricity Act, 2003





**VISUAL PERCEPT SOLAR PROJECTS PRIVATE LIMITED**  
**Notes to the financial statements for the year ended March 31, 2023**

The depreciation rates are as follows

Class of assets	Rate of depreciation
Plant and Machinery	5.28%
Office Equipment and Furniture	6.33%
Vehicles	9.50%
Building	3.34%
Computer & Printer	15.00%
Software	20.00%

The useful lives have been determined based on technical evaluation done by the management's expert which is specified by the Schedule II to the Companies Act, 2013, in order to reflect the actual usage of the assets.

The estimated useful life, residual values and depreciation method are reviewed at the end of each reporting period, with the effect of any changes in estimate being accounted for on a prospective basis.

### **2.3 Impairment of Property, Plant and Equipment :**

Property, Plant and Equipment are reviewed for impairment losses whenever events or changes in circumstances indicate that the carrying amount may not be recoverable. An impairment loss is recognized for the amount by which the carrying amount of the assets exceeds its recoverable amount, which is the higher of an asset's net selling price and value in use. Value in use is the present value of the future cash flows expected to be derived from an asset or cash-generating unit. An impairment loss is recognised immediately in profit or loss.

For the purposes of assessing impairment, assets are grouped at the lowest levels for which there are separately identifiable cash inflows which are largely independent of the cash inflows from other assets or groups of assets (cash-generating units). Non-financial assets other than goodwill that suffered an impairment are reviewed for possible reversal of the impairment at the end of each reporting period.

### **2.4 Intangible Assets:**

Computer software is carried at cost less accumulated amortisation and accumulated impairment losses, if any. Amortisation is recognised on a straight-line basis over its estimated useful life of 3 years. The estimated useful life and amortisation method are reviewed at the end of each reporting period and the effect of any changes in such estimate is accounted for on a prospective basis.

Expenditure incurred on acquisition of intangible assets which are not ready to use at the reporting date is disclosed under "Intangible assets under development".

An intangible asset is derecognised on disposal, or when no future economic benefits are expected from its use or disposal. Gains or losses arising from derecognition of an intangible asset, measured as the difference between the net disposal proceeds and the carrying amount of the asset, are recognised in profit or loss when the asset is derecognised.



## **2.5 Inventories:**

Inventories are valued at lower of cost and net realisable value(NRV) after providing for obsolescence, if any.

Cost of inventories includes purchase price and all other costs incurred in bringing the inventories to their present location and condition. Costs of purchased inventory are determined after deducting rebates and discounts.

The cost of inventories is computed on weighted average basis. Inventories are written down if the anticipated net realisable value declines below the carrying amount of the inventories. Such write downs are recognized in Statement of Profit & Loss account . When the reason for a write down of Inventories ceases to exist, the write-down is reversed.

Net realisable value is the estimated selling price in the ordinary course of business, less estimated costs of completion and the estimated costs necessary to make the sale.

## **2.7 Borrowing Costs:**

Borrowing costs that are directly attributable to the acquisition and construction of qualifying assets, which are assets that necessarily take a substantial period of time to get ready for their intended use, such as new projects and / or specific assets created in the existing business, are capitalized up to the date of completion and ready for their intended use.

Income earned on the temporary investment of specific borrowings pending their expenditure on qualifying assets is deducted from the borrowing costs eligible for capitalisation.

Other borrowing costs are charged to the statement of profit and loss in the period of their accrual.

## **2.8 Cash and cash equivalents:**

For the purpose of presentation in the statement of cash flows, cash and cash equivalents includes cash on hand, balances with banks and other short-term, highly liquid investments with original maturities of three months or less that are readily convertible to known amounts of cash and which are subject to an insignificant risk of changes in value.

## **2.9 Revenue recognition:**

Revenue from power supply are accounted for on the basis of billings to consumer in accordance with the Power Purchase Agreement. Performance obligation i.e. supply of power to the grid is considered completed based on meter reading carried out jointly with the customer or the Company has objective evidence that all criteria for acceptance have been satisfied. The revenue is recognized when the performance obligation is met. Revenue is net of discount and rebates, and is adjusted for variable consideration i.e CUF (Cumulative utilization factor) adjustment.



## **2.10 Income Tax:**

Income tax expense represents the sum of the tax currently payable and deferred tax.

### **Current Tax:**

The tax currently payable is based on taxable income for the year in accordance with the provisions of the Income Tax Act, 1961. Taxable profit differs from 'profit before tax' as reported in the statement of profit and loss because of items of income or expenses that are taxable or deductible in other years and items that are never taxable or deductible. Management periodically evaluates positions taken in the tax returns with respect to situations in which applicable tax regulations are subject to interpretation and considers whether it is probable that a taxation authority will accept an uncertain tax treatment. The Company measures its tax balances either based on the most likely amount or the expected value, depending on which method provides a better prediction of the resolution of the uncertainty.

Advance taxes and provisions for current income taxes are offset when there is a legally enforceable right to offset and balance arises with same tax authority.

### **MAT**

Minimum Alternate Tax (MAT) is paid in accordance with the tax laws and gives future economic benefits in the form of adjustment to future income tax liability, and is considered as an asset if there is convincing evidence that the Company will pay normal income tax during the specified period. Accordingly, MAT is recognised as an asset when it is highly probable that future economic benefit associated with it will flow to the Company. Such assets are reviewed at each Balance sheet date and the carrying amount of the MAT credit is written down to the extent there is no longer convincing evidence to the effect the Company will pay normal income tax during the specified period.

### **Deferred Tax:**

Deferred tax is recognised on temporary differences between the carrying amounts of assets and liabilities in the financial statements and the corresponding tax bases used in the computation of taxable profit. Deferred tax liabilities are generally recognised for all taxable temporary differences.

Deferred tax assets are generally recognised for all deductible temporary differences, unused tax losses and unused tax credits to the extent that it is probable that taxable profits will be available against which those deductible temporary differences can be utilised.

The carrying amount of deferred tax assets is reviewed at the end of each reporting period and reduced to the extent that it is no longer probable that sufficient taxable profits will be available to allow all or part of the asset to be recovered.

Deferred tax liabilities and assets are measured at the tax rates that are expected to apply in the period in which the liability is settled or the asset realised, based on tax rates (and tax laws) that have been enacted or substantively enacted by the end of the reporting period.

The measurement of deferred tax liabilities and assets reflects the tax consequences that would follow from the manner in which the Company expects, at the end of the reporting period, to recover or settle the carrying amount of its assets and liabilities.



**VISUAL PERCEPT SOLAR PROJECTS PRIVATE LIMITED**  
**Notes to the financial statements for the year ended March 31, 2023**

Deferred tax assets and liabilities are offset when there is a legally enforceable right to offset current tax assets and liabilities and when the deferred tax balances relate to the same taxation authority.

Deferred tax is recognised in profit or loss, except to the extent that it relates to items recognised in other comprehensive income or directly in equity. In this case, the tax is also recognised in other comprehensive income or directly in equity, respectively.

**2.11 Earnings per share:**

Basic earnings per share is computed by dividing the profit /(loss) by the weighted average number of equity shares outstanding during the year.

Diluted earnings per share is computed by adjusting the figures used in the determination of basic EPS to take into account:

- After tax effect of interest and other financing costs associated with dilutive potential equity shares.
- The weighted average number of additional equity shares that would have been outstanding assuming the conversion of all dilutive potential equity shares.

**2.12 Provisions, contingent liabilities and contingent assets:**

**Provisions:**

A provision is recognised when the Company has a present obligation as a result of past events and it is probable that an outflow of resources will be required to settle the obligation in respect of which a reliable estimate can be made.

The amount recognised as a provision is the best estimate of the consideration required to settle the present obligation at the end of the reporting period, taking into account the risks and uncertainties surrounding the obligation. When a provision is measured using the cash flows estimated to settle the present obligation, its carrying amount is the present value of those cash flows (when the effect of the time value of money is material).

**Contingent liability:**

A possible obligation that arises from past events and the existence of which will be confirmed only by the occurrence or non-occurrence of one or more uncertain future events not wholly within the control of the enterprise are disclosed as Contingent liability and not provided for. Such liability is not disclosed if the possibility of outflow of resources is remote.

**Contingent assets:**

A contingent asset is a possible asset that arises from past events and whose existence will be confirmed only by the occurrence or non-occurrence of one or more uncertain future events not wholly within the control of the Company.

Contingent assets are not recognised but disclosed only when an inflow of economic benefits is probable.



## 2.13 Financial instruments:

### Financial assets

#### i) Classification of financial assets (including debt instruments)

The Company classifies its financial assets in the following measurement categories:

- those to be measured subsequently at fair value (either through other comprehensive income, or through profit or loss), and
- those measured at amortised cost.

The classification depends on the entity's business model for managing the financial assets and the contractual terms of the cash flows.

#### ii) Initial measurement

Financial assets are initially measured at fair value. Transaction costs that are directly attributable to the acquisition (other than financial assets at fair value through profit or loss) are added to the fair value of the financial assets, as appropriate, on initial recognition. Transaction costs that are directly attributable to the acquisition or issue of financial assets at fair value through profit or loss are recognised immediately in profit or loss.

#### iii) Subsequent measurement

### Debt instruments

There are three measurement categories into which the debt instruments can be classified:

#### • Amortised cost:

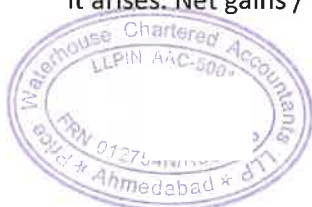
Assets that are held for collection of contractual cash flows where those cash flows represent solely payments of principal and interest are measured at amortised cost. A gain or loss on a debt investment that is subsequently measured at amortised cost and is not part of a hedging relationship is recognised in profit or loss when the asset is derecognised or impaired. Interest income from these financial assets is included in finance income using the effective interest rate method.

#### • Fair value through other comprehensive income (FVOCI):

Assets that are held for collection of contractual cash flows and for selling the financial assets, where the assets' cash flows represent solely payments of principal and interest, are measured at fair value through other comprehensive income (FVOCI). Movements in the carrying amount are taken through OCI, except for the recognition of impairment gains or losses, interest revenue and foreign exchange gains and losses which are recognised in profit and loss. When the financial asset is derecognised, the cumulative gain or loss previously recognised in OCI is reclassified from equity to profit or loss and recognised in other gains/ (losses). Interest income from these financial assets is included in other income using the effective interest rate method. Foreign exchange gains and losses are presented in other gains and losses and impairment expenses in other expenses.

#### • Fair value through profit or loss:

Assets that do not meet the criteria for amortised cost or FVOCI are measured at fair value through profit or loss. A gain or loss on a debt investment that is subsequently measured at fair value through profit or loss and is not part of a hedging relationship is recognised in profit or loss and presented net in the statement of profit and loss within other gains/(losses) in the period in which it arises. Net gains / (losses) from these financial assets is included in other income.





**iv) Impairment of financial assets**

The Company assesses on a forward-looking basis the expected credit losses associated with its financial assets carried at amortised cost. The impairment methodology applied depends on whether there has been a significant increase in credit risk.

For trade receivables or any contractual right to receive cash or another financial asset that result from transactions that are within the scope of Ind AS 115 only, the Company follows 'simplified approach' for recognition of impairment loss and always measures the loss allowance at an amount equal to lifetime expected credit losses.

Further, for the purpose of measuring lifetime expected credit loss allowance for trade receivables, the Company has used a practical expedient as permitted under Ind AS 109. This expected credit loss allowance is computed based on historical credit loss experience.

**v) Derecognition of financial assets**

A financial asset (or, where applicable, a part of a financial asset or part of a group of similar financial assets) is primarily derecognised (i.e. removed from the Company's balance sheet) when:

- The rights to receive cash flows from the asset have expired, or
- The Company has transferred its rights to receive cash flows from the asset

When the entity has transferred an asset, the Company evaluates whether it has transferred substantially all risks and rewards of ownership of the financial asset. In such cases, the financial asset is derecognised. Where the entity has not transferred substantially all risks and rewards of ownership of the financial asset, the financial asset is not derecognised.

Where the entity has neither transferred a financial asset nor retains substantially all risks and rewards of ownership of financial asset, the financial asset is derecognised if the Company has not retained control over the financial asset. Where the Company retains control of the financial asset, the asset is continued to be recognised to the extent of continuing involvement in the financial asset.

**vi) Income recognition**

**• Interest income**

Interest income on financial assets at amortised cost is calculated using the effective interest method is recognised in the statement of profit and loss as part of other income.

**• Dividend**

Dividend is accounted when the right to receive payment is established.

**Financials liabilities:**

The Company's financial liabilities include trade and other payables and borrowings.

**i) Classification**

The Company's financial liabilities are measured at amortized cost.





## **VISUAL PERCEPT SOLAR PROJECTS PRIVATE LIMITED**

### **Notes to the financial statements for the year ended March 31, 2023**

#### **ii) Initial measurement**

Financial liabilities are initially measured at fair value. Transaction costs that are directly attributable to the issue of financial liabilities are deducted from the fair value of the financial liabilities, as appropriate, on initial recognition.

#### **iii) Subsequent measurement**

Financial liabilities subsequently measured at amortised cost using the Effective Interest Rate method.

The Effective Interest Rate Method (EIR) is a method of calculating the amortised cost of a financial liability and of allocating interest expense over the relevant period. The effective interest rate is the rate that exactly discounts estimated future cash payments (including transaction costs and other premiums or discounts) through the expected life of the financial liability.

#### **iv) Derecognition of financial liabilities**

The Company derecognises financial liabilities when, and only when, the Company's obligations are discharged, cancelled or waived off or have expired. An exchange between the Company and the lender of debt instruments with substantially different terms is accounted for as an extinguishment of the original financial liability and the recognition of a new financial liability. The difference between the carrying amount of the financial liability derecognised and the consideration paid and payable is recognised in profit or loss.

### **2.14 Leases:**

#### **Short term leases and leases of low value assets:**

Payments associated with short-term leases of equipment, building and all leases of low-value assets are recognised on a straight-line basis as an expense in profit or loss. Short-term leases are leases with a lease term of 12 months or less. Low-value assets comprise small value of building.

### **2.15 Rounding of amounts:**


All amounts disclosed in the financial statements and notes have been rounded off to the nearest Lakhs with two decimals as per the requirement of Schedule III of the Companies Act, 2013, unless otherwise stated.

### **Note 3 - Critical accounting judgements and key sources of estimation uncertainty**

In the course of applying the policies outlined in all notes under note 2 above, the management of the Company is required to make judgements, estimates and assumptions about the carrying amount of assets and liabilities that are not readily apparent from other sources. The estimates and associated assumptions are based on historical experience and other factors that are considered to be relevant. Actual results may differ from these estimates.

Such estimates and associated assumptions are reviewed on an ongoing basis. Revisions to accounting estimates are recognised in the period in which the estimate is revised if the revision affects only that period, or in the period of the revision and future period, if the revision affects current and future periods.

Key source of estimation of uncertainty at the date of financial statements, which may cause material adjustment to the carrying amount of assets and liabilities is in respect of recognition of deferred tax assets.



**VISUAL PERCEPT SOLAR PROJECTS PRIVATE LIMITED**  
Notes forming part of financial statements for the year ended March 31, 2023

**Note 4 : Property, plant and equipment**

**As at March 31, 2023**

Particulars	Gross carrying amount			Accumulated depreciation			Net carrying amount
	As at April 01, 2022	Additions during the year	Deductions during the year	As at March 31, 2023	As at April 01, 2022	Depreciation For the Period	As at March 31, 2023
Freehold land	343.66	-	-	343.66	-	-	343.66
Buildings	1,358.48	-	-	1,358.48	356.21	50.89	951.38
Lease hold	-	-	-	-	-	-	-
Railway siding	-	-	-	-	-	-	-
Plant and machinery	24,438.52	-	-	24,438.52	10,613.32	1,596.56	12,228.65
Electrical fittings and	-	-	-	-	-	-	-
Furniture and fixtures	1.69	-	-	1.69	0.87	0.12	0.70
Vehicles	13.01	-	6.37	6.64	10.58	0.47	1.03
Office equipment	5.99	-	1.83	4.16	2.51	0.44	2.11
<b>Total</b>	<b>26,161.35</b>	<b>-</b>	<b>8.20</b>	<b>26,153.15</b>	<b>10,983.49</b>	<b>1,648.48</b>	<b>13,527.53</b>

**As at March 31, 2022**

Particulars	Gross carrying amount			Accumulated depreciation			Net carrying amount
	As at April 01, 2021	Additions during the year	Deductions during the year	As at March 31, 2022	As at April 01, 2021	Depreciation For the year	As at March 31, 2022
Freehold land	343.66	-	-	343.66	-	-	343.66
Buildings	1,358.48	-	-	1,358.48	305.32	50.89	1,002.27
Plant and machinery	25,035.28	256.92	853.68	24,438.52	9,362.66	1,600.68	13,825.20
Furniture and fixtures	1.69	-	-	1.69	0.71	0.16	0.82
Vehicles	13.01	-	-	13.01	9.87	0.71	2.43
Office equipment	5.82	0.17	-	5.99	1.95	0.56	3.48
<b>Total</b>	<b>26,757.94</b>	<b>257.09</b>	<b>853.68</b>	<b>26,161.35</b>	<b>9,680.51</b>	<b>1,653.00</b>	<b>15,177.86</b>

Notes:

- The title deeds of all the immovable properties as at March 31, 2023 and March 31, 2022, are held in the name of the Company.
- The Company has not revalued its property, plant and equipment during the current or previous year.



**VISUAL PERCEPT SOLAR PROJECTS PRIVATE LIMITED****Notes forming part of financial statements for the year ended March 31, 2023****Note 5 : Capital work-in-progress****As at March 31, 2023**

(₹ in Lacs)

Particulars	As at April 01, 2022	Additions during the year	Capitalised during the year	As at March 31, 2023
Capital work-in-progress	-	4.41	-	4.41
<b>Total</b>	-	<b>4.41</b>	-	<b>4.41</b>

**As at March 31, 2022**

(₹ in Lacs)

Particulars	As at April 01, 2021	Additions during the year	Capitalised during the year	As at March 31, 2022
Capital work-in-progress	23.10	233.99	257.09	-
<b>Total</b>	<b>23.10</b>	<b>233.99</b>	<b>257.09</b>	-

**Notes:**

1. Refer Note 40 for ageing table for capital-work-in progress (CWIP).
2. Completion Schedule for CWIP whose completion is overdue or has exceeded its cost compared to its original plan:

**As at March 31, 2023**

There was no capital work in progress, whose completion is overdue or has exceeded its cost compared to its original plan.

**As at March 31, 2022**

There was no capital work in progress, whose completion is overdue or has exceeded its cost compared to its original plan.

3. The above capital work in progress comprising of the central monitoring system.



**VISUAL PERCEPT SOLAR PROJECTS PRIVATE LIMITED**

Notes forming part of financial statements for the year ended March 31, 2023

**Note 6 : Intangible assets**

**As at March 31, 2023**

Particulars	Gross carrying amount			Accumulated amortisation			Net carrying amount (₹ in Lacs)
	As at April 01, 2022	Additions during the Year	Deductions during the Year	As at March 31, 2023	As at April 01, 2022	Amortisation for the Year	As at March 31, 2023
Computer software	7.26	-	2.67	4.59	5.56	0.86	0.77
<b>Total</b>	<b>7.26</b>	<b>-</b>	<b>2.67</b>	<b>4.59</b>	<b>5.56</b>	<b>0.86</b>	<b>0.77</b>

**As at March 31, 2022**

Particulars	Gross carrying amount			Accumulated amortisation			Net carrying amount (₹ in Lacs)
	As at April 01, 2021	Additions during the year	Deductions during the year	As at March 31, 2022	As at April 01, 2021	Amortisation for the year	As at March 31, 2022
Computer software	7.26	-	-	7.26	4.52	1.04	1.70
<b>Total</b>	<b>7.26</b>	<b>-</b>	<b>-</b>	<b>7.26</b>	<b>4.52</b>	<b>1.04</b>	<b>1.70</b>



**VISUAL PERCEPT SOLAR PROJECTS PRIVATE LIMITED****Notes forming part of financial statements for the year ended March 31, 2023****Note 7 : Other non-current financial assets**

Unsecured (considered good)

	(₹ in Lacs)	
	As at	As at
	March 31, 2023	March 31, 2022
Security deposits	2.78	2.75
	<b>2.78</b>	<b>2.75</b>

**Note 8 : Non-current tax assets**

	(₹ in Lacs)	
	As at	As at
	March 31, 2023	March 31, 2022
Advance income tax (net)	18.74	-
	<b>18.74</b>	<b>-</b>

**Note 9 : Inventories**

(valued at lower of cost and net realizable value)

	(₹ in Lacs)	
	As at	As at
	March 31, 2023	March 31, 2022
Stores and spares	77.68	67.70
Loose tools #	-	2.87
	<b>77.68</b>	<b>70.57</b>

# Inventories of Loose Tools reclassified as stores &amp; spares during the year.

**Note 10 : Current investments**

(Investments carried at fair value through profit or loss)

	(₹ in Lacs)	
	As at	As at
	March 31, 2023	March 31, 2022
Investments in Mutual Funds (unquoted)	4,180.05	-
	<b>4,180.05</b>	<b>-</b>
Aggregate amount of quoted investments	-	-
Aggregate amount of unquoted investments	4,180.05	-
	<b>4,180.05</b>	<b>-</b>
Aggregate amount of impairment in value of investments	-	-
Aggregate amount of market value of quoted investments	-	-

**Note 11 : Trade receivables**

	(₹ in Lacs)	
	As at	As at
	March 31, 2023	March 31, 2022
Trade receivables		
Unsecured - Considered good	499.08	550.42
	<b>499.08</b>	<b>550.42</b>

Notes:

1. Refer note 39 for credit risk related disclosures.
2. Refer Note 41 for ageing schedule of trade receivables.



**VISUAL PERCEPT SOLAR PROJECTS PRIVATE LIMITED**

Notes forming part of financial statements for the year ended March 31, 2023

**Note 12 : Cash and cash equivalents**

	(₹ in Lacs)	
	As at	As at
	March 31, 2023	March 31, 2022
Balances with banks		
Balance in current accounts	47.93	55.51
	<b>47.93</b>	<b>55.51</b>

**Note 13 : Current loans**

Unsecured (considered good)

	(₹ in Lacs)	
	As at	As at
	March 31, 2023	March 31, 2022
Loans to related parties (including interest accrued) (Refer note 38)	-	1,671.96
	<b>-</b>	<b>1,671.96</b>

**Notes:**

The loan has been granted to subsidiary of Parent Company to meet short term working capital requirement at the interest rate of 7.75% p.a. (Refer Note 38)


**Note 14 : Current tax assets**

	(₹ in Lacs)	
	As at	As at
	March 31, 2023	March 31, 2022
Advance income tax (net)	16.83	-
	<b>16.83</b>	<b>-</b>

**Note 15 : Other current assets**

Unsecured (considered good)

	(₹ in Lacs)	
	As at	As at
	March 31, 2023	March 31, 2022
Advances for goods and services	0.31	0.04
Prepaid Expenses	25.78	30.08
Other advances	-	0.17
	<b>26.09</b>	<b>30.29</b>





## Note 16 : Equity share capital

	(₹ in Lacs)	
	As at March 31, 2023	As at March 31, 2022
<b>Authorised</b>		
4,20,00,000 (4,20,00,000 as at March 31, 2022) equity shares of ₹10 each	4,200.00	4,200.00
	4,200.00	4,200.00
<b>Issued, subscribed and paid up</b>		
1,74,50,000 (1,74,50,000 as at March 31, 2022) equity shares of ₹10 each	1,745.00	1,745.00
	1,745.00	1,745.00

## Notes:

- 1) Reconciliation of the shares outstanding at the beginning and at the end of the reporting year :

	No. of shares As at March 31, 2023	No. of shares As at March 31, 2022
At the beginning of the year	1,74,50,000	1,74,50,000
Issued during the year	-	-
Outstanding at the end of the year	1,74,50,000	1,74,50,000

- 2) 1,74,50,000 (March 31, 2022 -1,74,50,000) equity shares of par value Rs. 10/- each are held by Torrent Power Limited., the Holding Company, and its nominee.

- 3) Terms / Rights attached to equity shares :

The Company has only one class of equity shares having par value of ₹ 10 per share. Each holder of equity shares is entitled to one vote per share. The Company declares and pays dividends in Indian rupees. The dividend, if any, proposed by the Board of Directors is subject to the approval of the shareholders in the ensuing Annual General Meeting, except in case of interim dividend.

In the event of liquidation of the Company, the holders of equity shares will be entitled to receive remaining assets of the Company, after distribution of preferential amounts. The distribution will be in proportion to the number of equity shares held by the shareholders.

- 4) Details of shareholders holding more than 5% shares in the Company :

Name of the Shareholder	As at March 31, 2023		As at March 31, 2022	
	No. of shares	% holding	No. of shares	% holding
Torrent Power Limited	1,74,50,000	100.00%	1,74,50,000	100.00%

- 5) Details of shareholding of Promoters in the Company :

Promoter name	As at March 31, 2023			As at March 31, 2022		
	No. of shares	% of total shares	% changes during the year	No. of shares	% of total shares	% changes during the year
Blue Diamond Properties Private Limited	-	0.00%	0.00%	-	0.00%	-55.00%
Balrampur Chini Mills Limited	-	0.00%	0.00%	-	0.00%	-45.00%
Torrent Power Limited	1,74,50,000	100.00%	0.00%	1,74,50,000	100.00%	100.00%

- 6) The Aggregate number of equity shares bought back dated February 09,2021 in immediately five preceding financial year ended March 31, 2023 is 23,60,000 equity shares.

- 7) Distributions made and proposed :

Interim dividend for FY 2022-23 of ₹ 10.50 per equity share (Previous year - ₹ 19 per equity share) aggregating to ₹ 1832.25 Lacs (Previous year - ₹ 3315.50 Lacs) was paid before March 31, 2023.

The Board of Directors at its meeting held on May 22, 2023 has recommended a dividend of 63.00% (₹ 6.30 per equity share of par value ₹ 10 each). The proposal is subject to the approval of shareholders at the ensuing Annual General Meeting and if approved, would result in a cash outflow of ₹ 1099.35 Lacs.



**VISUAL PERCEPT SOLAR PROJECTS PRIVATE LIMITED**

Notes forming part of financial statements for the year ended March 31, 2023

**Note 17 : Other equity**

	(₹ in Lacs)	
	As at March 31, 2023	As at March 31, 2022
Reserves and surplus		
Securities premium	704.40	704.40
Capital redemption reserve	236.00	236.00
Retained earnings	14,869.10	13,965.66
	<b>15,809.50</b>	<b>14,906.06</b>

**Notes:****1. Securities Premium**

Securities premium reflects issuance of the shares by the Company at a premium, whether for cash or otherwise i.e. a sum equal to the aggregate amount of the premium received on shares is transferred to a "securities premium account" as per the provisions of the Companies Act, 2013. The reserve can be utilised in accordance with the provisions of the Act.

**2. Capital Redemption Reserve**

Capital redemption reserve is created consequent to buyback of equity shares. This reserve shall be utilised in accordance with the provisions of the Act.

**3. Retained Earnings**

The retained earnings reflect the profit of the company earned till date net of appropriations. The amount that can be distributed by the Company as dividends to its equity shareholders is determined based on the balance in this reserve, after considering the requirements of the Companies Act, 2013.



**VISUAL PERCEPT SOLAR PROJECTS PRIVATE LIMITED**

Notes forming part of financial statements for the year ended March 31, 2023

**Note 18 : Current borrowings**

	(₹ in Lacs)	
	As at March 31, 2023	As at March 31, 2022
Unsecured loans		
Loans from related parties (including interest accrued) (Refer Note 38)	-	0.01
	-	0.01

Notes:

1. During the previous year, company has obtained loans from Subsidiary of Parent Company @7.75% p.a interest rates.

**Net debt reconciliation :**

	(₹ in Lacs)	
	As at March 31, 2023	As at March 31, 2022
Cash and cash equivalents	47.93	55.51
Current investments	4,180.05	-
Current borrowings	-	(0.01)
	4,227.98	55.50

	(₹ in Lacs)		
	Other assets		Liabilities from financing activities
	Cash and cash equivalents	Current investments	Current borrowings
Net balance as at March 31, 2021	30.06	90.77	-
Cash flows	25.45	(90.77)	-
Loan Taken	-	-	50.00
Interest expense	-	-	(0.01)
Loan Repaid	-	-	(50.00)
Net balance as at March 31, 2022	55.51	-	(0.01)
Cash flows	(7.58)	4,009.46	-
Interest expense	-	-	0.01
Gain on sale of current investments	-	55.08	-
Fair value adjustment	-	115.51	-
Net balance as at March 31, 2023	47.93	4,180.05	-



**VISUAL PERCEPT SOLAR PROJECTS PRIVATE LIMITED**

Notes forming part of financial statements for the year ended March 31, 2023

**Note 19 : Current Trade payables**

	(₹ in Lacs)	
	As at March 31, 2023	As at March 31, 2022
Trade payables for goods and services		
Total outstanding dues of micro and small enterprises [Refer note 31]	4.28	5.07
Total outstanding dues other than micro and small enterprises	10.45	5.46
	<b>14.73</b>	<b>10.53</b>

Notes:

1. Refer note 41 for ageing schedule of current trade payables.

**Note 20 : Other current financial liabilities**

	(₹ in Lacs)	
	As at March 31, 2023	As at March 31, 2022
Payables for purchase of property, plant and equipment (Refer note 1 below)	1.89	-
Sundry payables (Including employee benefit payable and other payables)	4.76	6.18
	<b>6.65</b>	<b>6.18</b>

Notes:

1. Including Dues to micro and small enterprises for Rs.0.12. (Refer Note 31)

**Note 21 : Other current liabilities**

	(₹ in Lacs)	
	As at March 31, 2023	As at March 31, 2022
Statutory dues	2.46	3.84
	<b>2.46</b>	<b>3.84</b>


**Note 22 : Current provisions**

	(₹ in Lacs)	
	As at March 31, 2023	As at March 31, 2022
Provision for employee benefits		
Provision for gratuity (Refer Note 37)	20.64	22.29
Provision for compensated absences	6.63	6.07
	<b>27.27</b>	<b>28.36</b>

Provision for compensated absences and gratuity is disclosed under current provision as the entity does not have an unconditional right to defer settlement for at least twelve months.

**Note 23 : Current tax liabilities**

	(₹ in Lacs)	
	As at March 31, 2023	As at March 31, 2022
Provision for taxation (net of tax paid)	-	27.82
	<b>-</b>	<b>27.82</b>



## Notes forming part of financial statements for the year ended March 31, 2023

		(₹ in Lacs)
	Year ended March 31, 2023	Year ended March 31, 2022
Revenue from contracts with customers		
Revenue from power supply	5,288.30	5,438.45
Less: Discount for prompt payment of bills	59.18	60.26
	<b>5,229.12</b>	5,378.19
Other operating income		
Income from Certified Emission Reduction (CERs)	8.63	-
	<b>8.63</b>	-
	<b>5,237.75</b>	5,378.19

	(₹ in Lacs)	
	Year ended March 31, 2023	Year ended March 31, 2022
Interest income from financial assets at amortised cost		
Deposits	-	74.97
Loans to related parties (Refer note 38)	19.78	-
Others	-	2.17
	19.78	77.14
Gain on disposal of property, plant and equipment	1.19	-
Gain on sale of current investments in mutual funds	55.08	18.49
Net gain / (loss) arising on current investments in mutual funds measured at fair value through profit or loss	115.51	(0.25)
Miscellaneous income	0.01	0.88
	191.57	96.26



**VISUAL PERCEPT SOLAR PROJECTS PRIVATE LIMITED**

Notes forming part of financial statements for the year ended March 31, 2023

**Note 26 : Employee benefits expense**

	(₹ in Lacs)	
	Year ended March 31, 2023	Year ended March 31, 2022
Salaries, wages and bonus#	89.48	86.75
Contribution to provident and other funds (Refer note 37)#	8.79	5.71
Employees welfare expenses	-	0.32
Compensated absences	2.30	3.15
Gratuity (Refer note 37)	3.45	2.10
	<b>104.02</b>	<b>98.03</b>

# Includes shared expenditure with Torrent Power Limited [Refer Note 38]

**Note 27 : Finance costs**

	(₹ in Lacs)	
	Year ended March 31, 2023	Year ended March 31, 2022
Interest expense for financial liabilities classified as amortised cost		
Interest on loan from related parties (Refer Note 38)	-	0.01
Others	0.12	-
	<b>0.12</b>	<b>0.01</b>

**Note 28 : Depreciation and amortisation expense**

	(₹ in Lacs)	
	Year ended March 31, 2023	Year ended March 31, 2022
Depreciation expense on property, plant and equipment	1,648.48	1,653.01
Amortisation expense on intangible assets	0.86	1.04
	<b>1,649.34</b>	<b>1,654.05</b>

**Note 29 : Other expenses**

	(₹ in Lacs)	
	Year ended March 31, 2023	Year ended March 31, 2022
Rent and hire charges (Refer note 33)	1.72	3.00
Repairs to		
Buildings	0.08	0.22
Plant and machinery	235.15	290.85
Others	1.62	1.59
	<b>236.85</b>	<b>292.66</b>
Insurance	30.77	18.71
Rates and taxes	6.57	8.92
Vehicle running expenses	13.06	11.27
Security expenses	32.90	28.74
Corporate social responsibility expenses (Refer note 32)	49.82	51.55
Loss on sale / discarding of property, plant and equipment	1.00	501.61
Auditors remuneration (Refer note 34)	3.79	3.54
Legal, professional and consultancy fees	17.25	26.47
Obsolete stores and spares written off	-	14.07
Miscellaneous expenses	12.46	1.91
	<b>406.19</b>	<b>962.45</b>





## Note 30 : Income tax expenses

## (a) Income tax expense recognised in statement of profit and loss

	(₹ in Lacs)	
	Year ended March 31, 2023	Year ended March 31, 2022
<b>Current tax :</b>		
Current tax on profits for the period	570.78	482.16
Adjustment for current tax of prior periods	-	-
	<b>570.78</b>	<b>482.16</b>
<b>Deferred tax :</b>		
(Increase)/ Decrease in deferred tax assets	-	2,355.82
(Decrease)/ Increase in deferred tax liabilities	(36.98)	(1,713.09)
	<b>(36.98)</b>	<b>642.73</b>
Adjustment for current tax of prior periods		
<b>Income tax expense</b>	<b>533.80</b>	<b>1,124.89</b>

## (b) Reconciliation of income tax expense

	(₹ in Lacs)	
	Year ended March 31, 2023	Year ended March 31, 2022
Profit before tax	3,269.65	2,759.91
Expected income tax expense calculated using tax rate at 29.12%	952.12	803.69
<b>Adjustment to reconcile expected income tax expense to reported income tax expense:</b>		
Effect of MAT credit (recognised)/not recognised in the previous years	-	2,342.03
Effect of expenditure that is not deductible in determining tax profit	13.42	3.83
Effect of tax incentives (80IA)	(1,351.62)	(1,189.33)
Changes in recognized deductible temporary differences	370.32	(1,309.68)
Tax Payable as per book profit	557.86	482.16
Other items	(8.30)	(7.81)
<b>Total</b>	<b>533.80</b>	<b>1,124.89</b>

## (c) Income tax recognised in other comprehensive income

	(₹ in Lacs)	
	Year ended March 31, 2023	Year ended March 31, 2022
<b>Deferred tax</b>		
Re-measurement of defined benefit obligation (Items that will not be reclassified to profit or loss)	-	-
<b>Income tax expense recognised in other comprehensive income</b>	<b>-</b>	<b>-</b>



## Note 30 : Income tax expenses (Contd.)

## (c) Deferred tax balances

## (i) The following is the analysis of deferred tax assets / (liabilities) presented in the balance sheet

	(₹ in Lacs)	
	As at March 31, 2023	As at March 31, 2022
Deferred tax assets	2,100.00	2,100.00
Deferred tax liabilities	(2,896.28)	(2,933.26)
	<b>(796.28)</b>	<b>(833.26)</b>

## (ii) Movement of deferred tax assets and liabilities

## Deferred tax assets / (liabilities) in relation to the period ended March 31, 2023

	(₹ in Lacs)			
	Opening balance	Recognised in profit or loss	Recognised in OCI	Closing balance
<b>Deferred tax assets</b>				
MAT Credit Entitlement	2,100.00	-	-	2,100.00
	<b>2,100.00</b>	<b>-</b>	<b>-</b>	<b>2,100.00</b>
<b>Deferred tax liabilities</b>				
Property, plant and equipment / Capital Work in Progress	(2,933.26)	70.62	-	(2,862.64)
Financial assets at fair value through profit and loss	-	(33.64)	-	(33.64)
	<b>(2,933.26)</b>	<b>36.98</b>	<b>-</b>	<b>(2,896.28)</b>
	<b>(833.26)</b>	<b>36.98</b>	<b>-</b>	<b>(796.28)</b>

## Deferred tax assets / (liabilities) in relation to the period ended March 31, 2022

	(₹ in Lacs)			
	Opening balance	Recognised in profit or loss	Recognised in OCI	Closing balance
<b>Deferred tax assets</b>				
MAT Credit Entitlement	4,450.31	(2,350.31)	-	2,100.00
	<b>4,450.31</b>	<b>(2,350.31)</b>	<b>-</b>	<b>2,100.00</b>
<b>Deferred tax liabilities</b>				
Property, plant and equipment / Capital Work in Progress	(4,646.24)	1,712.98	-	(2,933.26)
Intangible Assets	(0.11)	0.11	-	-
Expense allowable for tax purposes when paid	5.51	(5.51)	-	-
	<b>(4,640.85)</b>	<b>1,707.59</b>	<b>-</b>	<b>(2,933.26)</b>
	<b>(190.53)</b>	<b>(642.73)</b>	<b>-</b>	<b>(833.26)</b>



**VISUAL PERCEPT SOLAR PROJECTS PRIVATE LIMITED**

Notes forming part of financial statements for the year ended March 31, 2023

**Note 31 : Micro, Small and Medium Enterprises Development Act, 2006 (MSMED Act, 2006)**

Micro and small enterprises under the Micro, Small and Medium Enterprises Development Act, 2006 (MSMED Act, 2006) have been determined based on the information available with the Company and the required disclosures are given below:

	(₹ in Lacs)	
	As at March 31, 2023	As at March 31, 2022
(a) Principal amount remaining unpaid (Refer Note 19 & 20)	6.29	5.07
(b) Interest due thereon	-	-
(c) The amount of interest paid along with the amounts of the payment made to the supplier beyond the appointed day during each accounting year	-	-
(d) The amount of interest due and payable for the year (where the principal has been paid but interest under the MSMED Act, 2006 not paid)	0.12	-
(e) The amount of interest accrued and remaining unpaid	-	-
(f) The amount of further interest due and payable even in the succeeding years, until such date when the interest dues as above are actually paid to the small enterprise, for the purpose of disallowance as a deductible expenditure under section 23.	-	-

**Note 32 : Corporate Social Responsibility (CSR) expenditure**

	(₹ in Lacs)	
	As at March 31, 2023	As at March 31, 2022
(a) Amount required to be spent by the company during the year	49.82	51.53
(b) Amount of expenditure incurred	49.82	51.55
(c) Shortfall at the end of the year	-	-
(d) Total of previous years shortfall	-	-
(e) Reason for shortfall	Not Applicable	Not Applicable
(f) Nature of CSR activities	Pediatric health care activity	Health Care and Rural & Infrastructure Development Initiatives
(g) Contribution to section 8 related companies, included in (b) above, in relation to CSR expenditure		
(i) UNM Foundation (formerly known as Tornascent Care Institute)	49.82	12.90
	49.82	12.90

Note :

Unspent amount as at March 31, 2023 is Rs. Nil (March 31, 2022 Rs. 12.90 Lacs) has been transferred to special bank account u/s 135 (6) of the Companies Act, 2013.



**VISUAL PERCEPT SOLAR PROJECTS PRIVATE LIMITED****Notes forming part of financial statements for the year ended March 31, 2023****Note 33 : Leases**

	(₹ in Lacs)	
	Year ended March 31, 2023	Year ended March 31, 2022
Amount Recognised in the Statement of Profit and Loss		
Expense relating to short-term leases (included in other expenses)	1.50	3.00
Expense relating to leases of low-value assets that are not shown above as short-term leases (included in other expenses)	0.22	-
	<b>1.72</b>	<b>3.00</b>

The Company's significant leasing arrangements are in respect of office premises. The arrangement is for 10 years and is renewable/cancellable by mutual consent on mutually agreeable terms. Under these arrangements, generally refundable interest free deposits have been given. The Company has not entered into any material financial lease. The Company does not have any non-cancellable lease.



**VISUAL PERCEPT SOLAR PROJECTS PRIVATE LIMITED**

Notes forming part of financial statements for the year ended March 31, 2023

**Note 34 : Auditors remuneration (including taxes)**

	(₹ in Lacs)	
	Year ended March 31, 2023	Year ended March 31, 2022
As auditor		
Audit fees	3.79	3.54
	<b>3.79</b>	<b>3.54</b>

**Note 35 : Earnings per share**

	(₹ in Lacs)	
	Year ended March 31, 2023	Year ended March 31, 2022
Basic earnings per share	15.68	9.33
Diluted earnings per share	15.68	9.33

**Basic and diluted earnings per share**

The earnings and weighted average number of equity shares used in the calculation of basic earnings per share are as follows:

	Year ended March 31, 2023	Year ended March 31, 2022
Profit for the year attributable to the Company used in calculation of basis		
earning per share	2,735.69	1,628.57
Weighted average number of equity shares (in Lacs)	174.50	174.50

The Company does not have any dilutive potential ordinary shares and therefore diluted earning per share is the same as basic earning per share.

**Note 36 : Operating segment**

The Company's primary business segment is generation of electricity from the solar power project which is being supplied to Gujarat Urja Vikas Nigam Limited (GUVNL), under a 25 year Solar Power Purchase Agreement. The Chief Operating Decision Maker (CODM) evaluates the Company's performance and applies the resources to whole of the Company's business. Hence the Company does not have any reportable segment as per Ind AS - 108 "Operating Segments".



**Note 37 : Employee Benefits****37.1 Defined contribution plan**

The Company operates defined contribution retirement benefit plans for all qualifying employees.

The Company's contribution to provident fund are determined under the relevant schemes and / or statute and charged to the statement of profit or loss.

**37.2 Defined benefit plans****(a) Gratuity**

The benefit payable is the greater of the amount calculated as per the Payment of Gratuity Act, 1972 or the Company scheme applicable to the employee. The benefit vests upon completion of five years of continuous service and once vested it is payable to employees on retirement or on termination of employment. The gratuity benefits payable to the employees are based on the employee's service and last drawn salary at the time of leaving. The employees do not contribute towards this plan and the full cost of providing these benefits are met by the Company. In case of death while in service, the gratuity is payable irrespective of vesting.

The liability in respect of plan is determined on the basis of actuarial valuation.

**(b) Risk exposure to defined benefit plans**

The plans typically expose the Company to actuarial risks such as: asset volatility, interest rate risk, longevity risk and salary risk as described below :

**Asset volatility**

The present value of the defined benefit plan liability is calculated using a discount rate which is determined by reference to market yields at the end of the reporting period on Indian government securities; if the return on plan asset is below this rate, it will create a plan deficit.

**Interest Rate risk**

A decrease in the bond interest rate will increase the plan liability; however, this will be partially offset by an increase in the return on the plan's debt investments.

**Longevity risk**

The present value of the defined benefit plan liability is calculated by reference to the best estimate of the mortality of plan participants both during and after their employment. An increase in the life expectancy of the plan participants will increase the plan's liability.

**Salary risk**

The present value of the defined benefit plan liability is calculated by reference to the future salaries of plan participants. As such, an increase in the salary of the plan participants will increase the plan's liability.

The most recent actuarial valuation of the present value of the defined benefit obligation were carried out at 31st March, 2023. The present value of the defined benefit obligation, and the related current service cost and past service cost, were measured using the projected unit credit method.

**(c) Significant assumptions**


The principal assumptions used for the purposes of the actuarial valuations were as follows.

	As at March 31, 2023	As at March 31, 2022
Discount rate	7.57%	7.17%
Salary escalation rate	8.50%	8.50%

**(d) The amount included in the balance sheet arising from the Company's obligation in respect of its defined benefit plan is as follows:**

Balances of defined benefit plan

	As at March 31, 2023	As at March 31, 2022
Present value of benefit obligation	20.64	22.28
Net asset / (liability) arising from gratuity (Refer note 22 and 26)	(20.64)	(22.28)





**VISUAL PERCEPT SOLAR PROJECTS PRIVATE LIMITED**
**Notes forming part of financial statements for the year ended March 31, 2023**
**Note 37 : Employee Benefits(Contd.)**
**(e) Expenses recognised for defined benefit plan and movement of plan assets and liabilities**

Following is the amount recognised in statement of profit and loss, other comprehensive income, movement in defined benefit liability and movement in plan assets:

	(₹ in Lacs)	
	Year ended March 31, 2023	Year ended March 31, 2022
<b>(i) Movements in the present value of the defined benefit</b>		
Obligation at the beginning of the year	22.28	13.73
Current service cost	1.85	1.14
Interest cost	1.60	0.96
<b>Amount recognised in the statement of profit and loss</b>	<b>3.45</b>	<b>2.10</b>
Actuarial (gains) / losses from changes in demographic assumptions	-	(0.01)
Actuarial (gains) / losses arising changes in financial assumptions	(1.39)	7.06
Actuarial (gains) / losses from experience adjustments	1.55	(0.60)
<b>Amount recognised in other comprehensive income</b>	<b>0.16</b>	<b>6.45</b>
Benefits paid directly by employer	(5.25)	-
<b>Obligation at the end of the year</b>	<b>20.64</b>	<b>22.28</b>
<b>(ii) Gratuity cost recognized in the statement of profit and loss</b>		
Current service cost	1.85	1.14
Interest cost	1.60	0.96
<b>Net gratuity cost recognized in the statement of profit and loss (Refer Contribution to provident and other funds under note 26)</b>	<b>3.45</b>	<b>2.10</b>
<b>(iii) Gratuity cost recognized in the other comprehensive income(OCI)</b>		
Return on plan assets, excluding interest income	-	-
Actuarial (gains)/ losses on obligation for the period	0.16	6.45
<b>Net (income) / expense for the year recognized in OCI</b>	<b>0.16</b>	<b>6.45</b>

**(f) Category wise plan assets:**

The scheme is unfunded.

**(g) Sensitivity analysis:**

Significant actuarial assumptions for the determination of the defined obligation are discount rate and expected salary increase. The sensitivity analysis below have been determined based on reasonably possible changes of the respective assumptions occurring at the end of the reporting period, while holding all other assumptions

**Change in assumptions**

	(₹ in Lacs)	
	As at March 31, 2023	As at March 31, 2022
<b>Impact on defined benefit obligation of gratuity</b>		
50 basis points increase in discount rate	(1.59)	(1.48)
50 basis points decrease in discount rate	1.76	1.63
50 basis points increase in salary escalation rate	1.34	1.21
50 basis points decrease in salary escalation rate	(1.22)	(1.12)
50 basis points increase in employee turnover rate	0.11	(0.09)
50 basis points decrease in employee turnover rate	(0.12)	0.09

The sensitivity analysis presented above may not be representative of the actual change in the defined benefit obligation as it is unlikely that the change in assumptions would occur in isolation of one another as some of the assumptions may be correlated.

**VISUAL PERCEPT SOLAR PROJECTS PRIVATE LIMITED**

Notes forming part of financial statements for the year ended March 31, 2023

**Note 37 : Employee Benefits(Contd.)**

Furthermore, in presenting the above sensitivity analysis, the present value of the defined benefit obligation has been calculated using the projected unit credit method at the end of the reporting period, which is the same as that applied in calculating the defined benefit obligation liability recognised in the balance sheet.

- (h) The weighted average duration of the gratuity plan based on average future service is **19 years**.
- (i) Expected contributions to the plan for the next annual reporting period is NIL (Previous year - NIL).
- (j) **Cash flow projection from the fund**

Projected benefits payable in future years from the date of reporting

	(₹ in Lacs)	
	<b>Unfunded plan-Gratuity</b>	
	<b>As at March 31, 2023</b>	<b>As at March 31, 2022</b>
1st following year	<b>0.25</b>	0.25
2nd following year	<b>0.27</b>	0.27
3rd following year	<b>0.29</b>	0.30
4th following year	<b>0.32</b>	0.33
5th following year	<b>0.35</b>	7.04
Sum of Years 6th To 10th	<b>2.26</b>	1.51
Sum of Years 11 and above	<b>79.40</b>	64.82

**37.3 Other long-term employee benefit obligations**

The leave obligation covers the Company's liability for earned leave. Under these compensated absences plans, leave encashment is payable to all eligible employees on separation from the Company due to death, retirement, superannuation or resignation at the rate of daily salary, as per current accumulation of leave days. Rs. 20.64 Lacs (Rs. 22.29 Lacs in March 31, 2022) and Rs. 3.45 Lacs (Rs. 2.10 Lacs in March 31, 2022) with respect to item of balance sheet and profit and loss where such charge / provision has been presented.



**VISUAL PERCEPT SOLAR PROJECTS PRIVATE LIMITED****Notes forming part of financial statements for the year ended March 31, 2023****Note 38 : Related party disclosures****(a) Names of related parties and description of relationship:**

1	<b>Parent Company</b>	Torrent Power Limited (w.e.f. 15.02.2022)
		Blue Diamond Properties Private Limited (upto 14.02.2022)
2	<b>Ultimate parent company</b>	Torrent Investments Private Limited (w.e.f. 15.02.2022)
3	<b>Entity having significant influence</b> (Reporting entity is an associate company)	Balrampur Chini Mills Ltd. (upto 14.02.2022)
4	<b>Non Executive Directors</b>	Shri Jigish Mehta - Director (w.e.f. 15.02.2022)
		Shri Nisarg Shah - Director (w.e.f. 15.02.2022)
		Shri Naresh Joshi - Director (w.e.f. 15.02.2022)
		Shri Vikas Mapara - Director (upto 15.02.2022)
		Shri Mayur Kadakia - Director (upto 15.02.2022)
		Shri Pramod Kumar Patwari - Director (upto 15.02.2022)
5	<b>Fellow Subsidiary*</b>	Torrent Solargen Limited (w.e.f. 15.02.2022)
		Surya Vidyut Limited (w.e.f. 11.03.2022)
6	<b>Other Entity where parent entity has 50% voting rights*</b>	UNM Foundation (w.e.f. 15.02.2022) (Formerly known as Tornascent Care Institute)

\* Where Transactions have taken place during the current year and/or previous year or where balances are outstanding.



## Note 38 : Related party disclosures(Contd.)

(₹ in Lacs)

## (b) Related party transactions

	Parent Company		Fellow Subsidiary		Other entity where the company has 50% voting rights		Total	
	Year ended 31.03.2023	Year ended 31.03.2022	Year ended 31.03.2023	Year ended 31.03.2022	Year ended 31.03.2023	Year ended 31.03.2022	Year ended 31.03.2023	Year ended 31.03.2022
<b>Nature of transactions</b>								
<b>Interest Income</b>	-	-	19.78	2.17	-	-	19.78	2.17
Surya Vidyut Limited	-	-	14.89	2.17	-	-	14.89	2.17
Torrent Solargen Limited	-	-	4.90	-	-	-	4.90	-
<b>Interim Dividend paid</b>	1,832.25	3,315.50	-	-	-	-	1,832.25	3,315.50
Blue Daimond Properties Pvt. Ltd.	-	1,823.52	-	-	-	-	-	1,823.52
Balrampur Chini Mills Ltd.	-	1,491.98	-	-	-	-	-	1,491.98
Torrent Power Ltd.	1,832.25	-	-	-	-	-	1,832.25	-
<b>Rent Expense</b>	0.22	-	-	-	-	-	0.22	-
Torrent Power Limited	0.22	-	-	-	-	-	0.22	-
<b>Rent deposit given</b>	0.04	-	-	-	-	-	0.04	-
Torrent Power Limited	0.04	-	-	-	-	-	0.04	-
<b>Employee benefits expense</b>	9.66	-	-	-	-	-	9.66	-
Torrent Power Limited	9.66	-	-	-	-	-	9.66	-
<b>Donation for CSR expenditure</b>	-	-	-	-	49.82	12.90	49.82	12.90
UNM Foundation	-	-	-	-	49.82	12.90	49.82	12.90
<b>Interest Expense</b>	-	-	-	0.01	-	-	-	0.01
Torrent Solargen Limited	-	-	-	0.01	-	-	-	0.01
<b>Loan Taken</b>	-	-	-	50.00	-	-	-	50.00
Torrent Solargen Limited	-	-	-	50.00	-	-	-	50.00
<b>Loan repaid</b>	-	-	-	50.00	-	-	-	50.00
Torrent Solargen Limited	-	-	-	50.00	-	-	-	50.00
<b>Loan Given</b>	-	-	320.00	1,670.00	-	-	320.00	1,670.00
Surya Vidyut Limited	-	-	-	1,670.00	-	-	-	1,670.00
Torrent Solargen Limited	-	-	320.00	-	-	-	320.00	-
<b>Receipt on repayment of Loans</b>	-	-	1,990.00	-	-	-	1,990.00	-
Surya Vidyut Limited	-	-	1,670.00	-	-	-	1,670.00	-
Torrent Solargen Limited	-	-	320.00	-	-	-	320.00	-
<b>Professional Fees</b>	-	6.61	-	-	-	-	-	6.61
Balrampur Chini Mills Ltd.	-	6.61	-	-	-	-	-	6.61



**VISUAL PERCEPT SOLAR PROJECTS PRIVATE LIMITED**
**Notes forming part of financial statements for the year ended March 31, 2023**
**Note 38 : Related party disclosures(Contd.)**

(₹ in Lacs)

**(c) Related party balances**

	Parent Company		Fellow Subsidiary		Total	
	As at 31.03.2023	As at 31.03.2022	As at 31.03.2023	As at 31.03.2022	As at 31.03.2023	As at 31.03.2022
<b>Balances at the end of the period</b>						
<b>Sundry Payables</b>	<b>3.89</b>	-	-	-	<b>3.89</b>	-
Torrent Power Limited	3.89	-	-	-	3.89	-
<b>Rent Deposit</b>	<b>0.04</b>	-	-	-	<b>0.04</b>	-
Torrent Power Limited	0.04	-	-	-	0.04	-
<b>Interest Payable</b>	-	-	-	<b>0.01</b>	-	<b>0.01</b>
Torrent Solargen Limited	-	-	-	0.01	-	0.01
<b>Professional fees payable</b>	-	<b>3.32</b>	-	-	-	<b>3.32</b>
Balrampur Chini Mills Ltd.	-	3.32	-	-	-	3.32
<b>Loan Given</b>	-	-	-	<b>1,671.96</b>	-	<b>1,671.96</b>
Surya Vidyut Limited	-	-	-	1,671.96	-	1,671.96

**(d) Terms and conditions of outstanding balances**

1. Transactions with related parties were made on normal commercial terms and conditions.
2. All outstanding balances are unsecured and receivable/payable in cash.



**Note 39 : Financial instruments and risk review****(a) Capital**

The Company manages its capital structure to ensure that the Company will be able to continue as going concern while maximizing the return to stakeholders through the optimization of the debt and equity balance.

The Company's capital structure is represented by equity (comprising issued capital, retained earnings and other reserves as detailed in notes 16,17) and debt (borrowings as detailed in note 18).

The Company's management reviews the capital structure of the Company on annual basis. As part of this review, the management considers the cost of capital and the risks associated with each class of capital.

**Gearing ratio**

The gearing ratio at end of the reporting period was as follows.

	(₹ in Lacs)	
	As at March 31, 2023	As at March 31, 2022
Debt	-	0.01
Equity	18,350.78	17,484.32
Net	-	0.00

- (i) Debt is defined as all long term debt outstanding (including unamortised expense) + short term debt outstanding in lieu of long term debt.
- (ii) Total equity is defined as equity share capital + all reserve (excluding revaluation reserve) + deferred tax liabilities

**(b) Categories of financial instruments**

	(₹ in Lacs)			
	As at March 31, 2023		As at March 31, 2022	
	Carrying value	Fair value	Carrying value	Fair value
<b>Financial assets</b>				
Measured at amortised Cost				
Cash and cash equivalents	47.93	47.93	55.51	55.51
Trade receivables	499.08	499.08	550.42	550.42
Loans	-	-	1,671.96	1,671.96
Other Non current financial assets	2.78	2.78	2.75	2.75
	549.79	549.79	2,280.64	2,280.64
Measured at fair value through profit and loss (FVTPL)				
Investments in mutual funds	4,064.54	4,180.05	-	-
	4,064.54	4,180.05	-	-
<b>Financial liabilities</b>				
Measured at amortised Cost				
Borrowing	-	-	0.01	0.01
Trade payable	14.73	14.73	10.53	10.53
Other financial liabilities	6.65	6.65	6.18	6.18
	21.38	21.38	16.72	16.72

**Notes:**

- 1 The carrying amounts of trade receivables, trade payables, capital creditors and cash and cash equivalents are considered to be the same as their fair values, due to their short-term nature.





**VISUAL PERCEPT SOLAR PROJECTS PRIVATE LIMITED**

Notes forming part of financial statements for the year ended March 31, 2023

**Note 39 : Financial instruments and risk review(Contd.)****(c) Fair value measurement**

The fair value hierarchy is based on inputs to valuation techniques that are used to measure fair value that are either observable or unobservable and consists of the following three levels:

Level 1 : Inputs are Quoted (unadjusted) market prices in active markets for identical assets or liabilities.

Level 2 : Valuation techniques for which the lowest level input that is significant to the fair value measurement is directly or indirectly observable.

Level 3 : Valuation techniques for which the lowest level input that is significant to the fair value measurement is unobservable.

The following table summarises financial assets and liabilities measured at fair value on a recurring basis and financial assets and liabilities that are not measured at fair value on a recurring basis (but fair value disclosures are required) :

**Financial assets at fair value through profit and loss (FVTPL)**

(₹ in Lacs)				
	Fair value March 31, 2023	Fair value March 31, 2022	Fair value hierarchy	Valuation technique(s) and key input(s)
Investment in mutual funds	4,180.05	-	Level 1	Quoted bid prices in an active market
	4,180.05	-		

**(d) Financial risk management objectives**

The Company's principal financial liabilities comprise borrowings, trade and other payables. The main purpose of these financial liabilities is to finance the Company's operations, routine and projects capital expenditure. The Company's principal financial assets include advances, other financial asset and cash and cash equivalents that derive directly from its operations.

The Company's activities expose it to a variety of financial risks viz regulatory risk, interest rate risk, credit risk, liquidity risk etc. The Company's primary focus is to foresee the unpredictability of financial markets and seek to minimize potential adverse effects on its financial performance. The Company's senior management oversees the management of these risks. It advises on financial risks and the appropriate financial risk governance framework for the Company.

**Credit risk****Trade Receivables****(i) Exposures to credit risk:**

Credit risk refers to the risk that a counterparty will default on its contractual obligations resulting in financial loss to the Company. The Company is exposed to the credit risk arising from the possibility that counterparties (primarily trade receivable, suppliers etc.) might fail to comply with contractual obligations.

**(ii) Credit risk management:**

Credit risk is managed and limited in accordance with the type of transaction and the creditworthiness of the counterparty. The credit risk is limited as the company has executed PPA with Gujarat Urja Vikas Nigam Limited which is a Government of Gujarat undertaking.

**(iii) Other credit enhancements**

The Company does not hold any collateral or other credit enhancements to cover its credit risks associated with its financial assets.



**VISUAL PERCEPT SOLAR PROJECTS PRIVATE LIMITED****Notes forming part of financial statements for the year ended March 31, 2023****Note 39 : Financial instruments and risk review(Contd.)****(iv) Age of receivables and excepted credit loss**

The entity is engaged in the business of generation of Solar power. Revenue from sale of electricity generated from the solar power is being supplied only to Gujarat Urja Vikas Nigam Limited (GUVNL), which is government of Gujarat undertaking, under power purchase agreement, which is the only customer of the company. Based on an analysis of past trends of recovery, the management is of the view that the entire receivables are fully recoverable. Accordingly, the Company does not recognise any impairment loss on its receivables.

**As at 31st March, 2023**

	(₹ in Lacs)	
	Gross trade receivables	Expected credit loss (%)
Not Due	499.08	-
Less than or equal to 6 months	-	-
More than 6 months but less than or equal to 1 year	-	-
More than one year	-	-
	<b>499.08</b>	<b>-</b>

**As at 31st March, 2022**

	(₹ in Lacs)	
	Gross trade receivables	Expected credit loss (%)
Not Due	550.42	0%
Less than or equal to 6 months	-	0%
More than 6 months but less than or equal to 1 year	-	0%
More than one year	-	0%
	<b>550.42</b>	<b>-</b>

**(v) Movement in the expected credit loss allowance**

	(₹ in Lacs)	
	Year ended March 31, 2023	Year ended March 31, 2022
Opening balance	-	-
Movement in expected credit loss allowance on trade receivable	-	-
Closing balance	-	-

**Other financial assets**

The Company is having balances in cash and cash equivalents and investment in mutual funds. With respect to investments, the Company limits its exposure to credit risk by investing in liquid securities with counterparties depending on their Composite Performance Rankings (CPR) published by CRISIL. The Company's investment policy lays down guidelines with respect to exposure per counterparty, rating, processes in terms of control and continuous monitoring. The Company therefore considers credit risks on such investments to be negligible.



**Note 39 : Financial instruments and risk review (Contd.)****Liquidity risk**

Liquidity risk is the risk that the Company will encounter difficulty in meeting the obligations associated with its financial liabilities that are required to be settled by delivering the cash or another financial asset. The Company manages liquidity risk by maintaining adequate reserves, by continuously monitoring projected / actual cash flows.

**Maturities of financial liabilities**

The Company's remaining contractual maturity for its non-derivative financial liabilities with agreed repayment periods is given below. The tables have been drawn up based on the undiscounted cash flows of financial liabilities based on the earliest date on which the Company can be required to pay. The tables include both interest (accrued upto 31st March, 2023) and principal cash flows. The contractual maturity is based on the earliest date on which the Company may be required to pay.

**As at 31st March, 2023**

	(₹ in Lacs)		
	Less than 1 year	Between 1 and 5 year	5 years and above
<b>Financial liabilities</b>			
<b>Current financial liabilities</b>			
Trade payables	14.73	-	-
Other financial liabilities	6.65	-	-
<b>Total financial liabilities</b>	<b>21.38</b>	<b>-</b>	<b>-</b>

**As at 31st March, 2022**

	(₹ in Lacs)		
	Less than 1 year	Between 1 and 5 year	5 years and above
<b>Financial liabilities</b>			
<b>Current financial liabilities</b>			
Borrowings	0.01	-	-
Trade payables	10.53	-	-
Other financial liabilities	6.18	-	-
<b>Total financial liabilities</b>	<b>16.72</b>	<b>-</b>	<b>-</b>



**VISUAL PERCEPT SOLAR PROJECTS PRIVATE LIMITED**

Notes forming part of financial statements for the year ended March 31, 2023

**Note 40 : Ageing schedule for Capital Work-in-Progress (CWIP)****As at March 31, 2023**


(₹ in Lacs)

Particular	Amount in CWIP for a period of				Total
	Less than 1 year	1-2 years	2-3 years	More than 3 years	
Projects in progress	4.41	-	-	-	4.41
Projects temporarily suspended	-	-	-	-	-
<b>Total</b>	<b>4.41</b>	<b>-</b>	<b>-</b>	<b>-</b>	<b>4.41</b>

**As at March 31, 2022**

(₹ in Lacs)

Particular	Amount in CWIP for a period of				Total
	Less than 1 year	1-2 years	2-3 years	More than 3 years	
Projects in progress	-	-	-	-	-
Projects temporarily suspended	-	-	-	-	-
<b>Total</b>	<b>-</b>	<b>-</b>	<b>-</b>	<b>-</b>	<b>-</b>



**VISUAL PERCEPT SOLAR PROJECTS PRIVATE LIMITED**

Notes forming part of financial statements for the year ended March 31, 2023

**Note 41 : Ageing schedule for Trade Receivables**

	(₹ in Lacs)						
Particulars	As at March 31, 2023						Total
	Outstanding for following periods from due date of payment						
	Not due*	Less than 6 months	6 months - 1 year	1-2 years	2-3 years	More than 3 years	
Undisputed Trade receivables							
-considered good	499.08	-	-	-	-	-	499.08
- credit impaired	-	-	-	-	-	-	-
Disputed Trade Receivables							
-considered good	-	-	-	-	-	-	-
- credit impaired	-	-	-	-	-	-	-
	499.08	-	-	-	-	-	499.08

	(₹ in Lacs)						
Particulars	As at March 31, 2022						Total
	Outstanding for following periods from due date of payment						
	Not due*	Less than 6 months	6 months - 1 year	1-2 years	2-3 years	More than 3 years	
Undisputed Trade receivables							
-considered good	550.42	-	-	-	-	-	550.42
- credit impaired	-	-	-	-	-	-	-
Disputed Trade Receivables							
-considered good	-	-	-	-	-	-	-
- credit impaired	-	-	-	-	-	-	-
	550.42	-	-	-	-	-	550.42

\* billed subsequent to year end.



**VISUAL PERCEPT SOLAR PROJECTS PRIVATE LIMITED**
**Notes forming part of financial statements for the year ended March 31, 2023**
**Note 42 : Ageing schedule for Trade Payables**

Particulars	As at March 31, 2023						(₹ in Lacs)
	Outstanding for following periods from due date of payment						Total
	Unbilled	Not due	Less than 1	1-2 years	2-3 years	More than 3	
			year			years	
<b>Undisputed dues</b>							
- micro and small enterprises	0.78	3.50	-	-	-	-	4.28
- others	4.60	1.92	3.93				10.45
<b>Disputed dues</b>							
- micro and small enterprises	-	-	-				-
- others	-	-	-				-
	<b>5.38</b>	<b>5.42</b>	<b>3.93</b>	<b>-</b>	<b>-</b>	<b>-</b>	<b>14.73</b>

Particulars	As at March 31, 2022						(₹ in Lacs)
	Outstanding for following periods from due date of payment						Total
	Unbilled	Not due	Less than 1	1-2 years	2-3 years	More than 3	
			year			years	
<b>Undisputed dues</b>							
- micro and small enterprises	-	-	5.07	-	-	-	5.07
- others	3.19	-	2.27				5.46
<b>Disputed dues</b>							
- micro and small enterprises	-	-	-				-
- others	-	-	-				-
	<b>3.19</b>	<b>-</b>	<b>7.34</b>	<b>-</b>	<b>-</b>	<b>-</b>	<b>10.53</b>





**VISUAL PERCEPT SOLAR PROJECTS PRIVATE LIMITED**

Notes forming part of financial statements for the year ended March 31, 2023

**Note 43 : Financial Ratios**

Particulars	As at 31st March, 2023	As at 31st March, 2022	Variance (%)	Remarks for variation more than 25%
(a) Current Ratio (In times)	94.86	31.00	205.96%	Increase in current Asset due to Investments in mutual funds increased compared to previous year.
(b) Debt-Equity Ratio	NA	NA	NA	NA
(c) Debt Service Coverage Ratio	-	75.80	-100.00%	Debt repaid during the year.
(d) Return on Equity Ratio (in %)	15.27%	9.08%	68.15%	Decrease in Deferred Tax expense in comparison to FY 2021-22
(e) Inventory turnover Ratio (In times)	NA	NA	NA	NA
(f) Trade Receivables turnover Ratio (in times)	9.98	9.65	3.43%	NA
(g) Trade Payables turnover Ratio (in times)	32.17	80.01	-59.79%	Reduction due to timely payment of trade payable.
(h) Net capital turnover Ratio (in times)	1.09	2.34	-53.26%	Decrease is due to increase in current assets compared to previous year.
(i) Net profit Ratio (in %)	52.23%	30.40%	71.80%	Decrease in Deferred Tax expense in comparison to FY 2021-22
(j) Return on Capital employed (in %)	17.82%	15.79%	12.88%	NA
(k) Return on investment (in %)	18.25%	15.33%	19.06%	NA

**Explanations to items included in computing the above ratios:**

- a) Current Ratio : Current Asset over Current Liabilities
- b) Debt Equity Ratio : Debt (includes borrowings ) over Total Shareholder's Equity (including Reverses and Surplus)
- c) Debt Service Coverage Ratio: Earning available for debt Service over total debt
- d) Return on Equity Ratio : Net Profit After Tax over Average Equity (including Reserves and Surplus)
- e) Inventory Turnover Ratio: Cost of goods sold over Average Inventory
- f) Trade Receivable Turnover Ratio : Net Credit sales over average trade receivables
- g) Trade Payables Turnover : Net Credit Purchases over Average Trade Payable
- h) Net Capital Turnover Ratio: Net sales over working capital
- i) Net Profit Ratio: Net profit over net sales
- j) Return on Capital Employed : Earning before Interest and Tax over capital employed (Capital employed includes Total Share Holders Equity and Debt)
- k) Return on investment: Profit before exceptional items and tax+Finance Cost over Average total assets





**Note 44 : Additional Regulatory Information as required by Schedule III**

- a) No proceedings have been initiated on or are pending against the Company for holding benami property under the Prohibition of Benami Property Transactions Act, 1988 (as amended in 2016) (formerly the Benami Transactions (Prohibition) Act, 1988 (45 of 1988)) and Rules made thereunder during the year ended March 31, 2023 and March 31, 2022.
- b) The Company has not obtained the borrowings from banks and financial institutions during the current year or previous year.
- c) The Company has not granted loans or advance in nature of loans to promoters, directors and KMPs (as defined under Companies Act, 2013), either severally or jointly with any other person.
- d) During the year ended March 31, 2023 and March 31, 2022, the Company has not obtained borrowings from banks or financial institutions on the basis of security of current assets and accordingly there is no requirement of submitting the quarterly returns or statements of current assets.
- e) The Company has not been declared Wilful Defaulter by any bank or financial institution or government or any government authority during the year ended March 31, 2023 and March 31, 2022.
- f) There are no charges or satisfactions which were to be registered with the Registrar of Companies during the year ended March 31, 2023 and March 31, 2022.
- g) The Company is in compliance with number of layers of companies in accordance with clause 87 of Section 2 of the Act read with the Companies (Restriction on number of Layers) Rules, 2017 during the year ended March 31, 2023 and March 31, 2022.
- h) The Company has not entered into any scheme of arrangement approved by the Competent Authority in terms of sections 230 to 237 of the Companies Act, 2013 during the year ended March 31, 2023 and March 31, 2022.
- i) During the year ended March 31, 2023 and March 31, 2022, the Company has not advanced or loaned or invested funds (either borrowed funds or share premium or kind of funds) to any other persons or entities, including foreign entities (Intermediaries) with the understanding (whether recorded in writing or otherwise) that the Intermediary shall:
  - a) directly or indirectly lend or invest in other persons or entities identified in any manner whatsoever by or on behalf of the Company (Ultimate Beneficiaries) or
  - b) provide any guarantee, security or the like to or on behalf of the ultimate beneficiaries.

During the year ended March 31, 2023 and March 31, 2022, the Company has not received any fund from any persons or entities, including foreign entities (Funding Party) with the understanding (whether recorded in writing or otherwise) that the Company shall:

- a) directly or indirectly lend or invest in other persons or entities identified in any manner whatsoever by or on behalf of the Funding Party (Ultimate Beneficiaries) or
- b) provide any guarantee, security, or the like on behalf of the ultimate beneficiaries.
- j) During the year ended March 31, 2023 and March 31, 2022, the Company has not surrendered or disclosed as income any transactions not recorded in the books of accounts in the course of tax assessments under the Income Tax Act, 1961 (such as, search or survey or any other relevant provisions of the Income Tax Act, 1961).
- k) The Company has not invested or traded in Crypto Currency or Virtual Currency during the year ended March 31, 2023 and March 31, 2022.
- l) The Company does not have any transactions with the companies struck off under section 248 of the Companies Act, 2013 or section 560 of the Companies Act, 1956 during the year ended March 31, 2023 and March 31, 2022.



**VISUAL PERCEPT SOLAR PROJECTS PRIVATE LIMITED**

**Notes forming part of financial statements for the year ended March 31, 2023**

**Note 45 : Approval of financial statements**

The financial statements were approved for issue by the board of directors on 22nd May, 2023.

---

**Signature to Note 1 to 45**

In terms of our report attached

**For Price Waterhouse Chartered Accountants LLP**

Firm Registration Number : 012754N/N500016

**Viren Shah**

Partner

Membership No.: 046521

**Nisarg Shah**

Director

DIN: 08812336

**Naresh Joshi**

Director

DIN: 09070112

**Heli Shah**

Chief Financial Officer

**Manoj Kumar Tailor**

Chief Executive Officer

**Shivani Jain**

Company Secretary

Place: Ahmedabad

Date: 22.05.2023



Place: Ahmedabad

Date: 22.05.2023